

Annual Report: **2023** School Number: **072812** School Name: **United Education Institute** Type: **Branch** Annual Report Status: **Submitted**
Address: **3450 S. Maryland Pkwy.** City: **Las Vegas** State: **NV** Zip: **89169**

Report Prepared by: Brian Bursey
Report Completed by: Brian Bursey
Report Completed by Email: burseyb@ieccolleges.com

Complete

PART 1 - SCHOOL DEMOGRAPHIC DATA

School Director: Salutation: Ms. Director Email: whiteR@uei.edu
First Name: Rose Last Name: White
Demographic Location: Metro Level B - Areas of 250,000 to 999,999 Unemployment Rate: 6.1 %
Website Directory Email: WhiteR@uei.edu Median Yearly Household Income: 61359.00
Official Correspondence Name: Sandra Gracia Official Correspondence Email: gracias@uei.edu
Official Correspondence Name: Michelle Zagorski Official Correspondence Email: ZagorskiM@IECColleges.com
Chief Executive Officer Name: Fardad Fateri Chief Executive Officer Email: FateriF@ieccolleges.com

PART 1a - Additional Contacts

1. Department Director:	Sandra Gracia	1. Email Address:	gracias@uei.edu
2. Department Director:	Michelle Zagorski	2. Email Address:	ZagorskiM@IECColleges.com
3. Department Director:	Brian Bursey	3. Email Address:	BurseyB@ieccolleges.com
4. Department Director:		4. Email Address:	
5. Department Director:		5. Email Address:	

PART 2 - OPERATIONS

How is the school legally established? C Corporation
 Check this box if there are legal actions pending against the school
 If checked, please provide a brief summary:
 Other accrediting agencies:
 Was the school operating under a Warning, Probation or on Reporting as issued by any other regulatory agency (ex. accrediting agency, state) between July 1, 2022 and June 30, 2023? If so, select all that apply:
 Warning Show Cause Order Probation Reporting
 If so, please provide a brief summary about the current status:
 Was the school operating under a Warning, Probation or on Reporting or Heightened Monitoring as issued by ACCSC between July 1, 2022 and June 30, 2023? If so, select all that apply:
 Warning Show Cause Order Probation Reporting Heightened Monitoring
 Check this box if any program reviews or audits, not including fiscal year end audit of financial statements, have been conducted by federal, state, or private agencies.
 If so, please provide a brief summary about the current status:
 Check this box if a Corporation owns the school
 Corporation Name: International Education Corporation
 Corporation Address: 16485 Laguna Canyon Road, Ste #300 City: Irvine
 State: California Zip: 92618
 Phone: (949) 272-7200 Fax:
 Check this box if another Corporation/individual owns stock of the corporation that owns the school
 Check this box if the school is publicly traded
 Corporate Compliance Officer: Sandra Gracia Title: Executive Director of Reg
 Phone: (209) 774-5322 Email: gracias@uei.edu

PART 2a - OWNERSHIP

Identify the legal entity or individual(s) who directly owns 5% or more of the school (i.e., the first level of ownership)

Name: IEC Corporation	Percentage: 100 %	Name:	Percentage: %
Name:	Percentage: %	Name:	Percentage: %
Name:	Percentage: %	Name:	Percentage: %
Name:	Percentage: %	Name:	Percentage: %
Name:	Percentage: %	Name:	Percentage: %

If more than one level of ownership exists between the entity that directly owns the school and the ultimate owners, identify each entity and percentage of ownership in the ownership chain, up to and including the parent entity in the chain of ownership.

Level 2		Level 3		Level 4		Level 5	
Name: SP/Palm IEC Holdings LL	Percentage: 59.42 %	Name: Palm IEC LLC	Percentage: 100 %	Name: Palm IEC Holdings LLC	Percentage: 100 %	Name: Berggruen Holdings N.A	Percentage: 97.25 %
Name: Koonal Gandhi	Percentage: 1.65 %	Name:	Percentage: %	Name:	Percentage: %	Name: Jared Bluestein	Percentage: 2.75 %
Name: Mgmt and Board	Percentage: 3.81 %	Name:	Percentage: %	Name:	Percentage: %	Name:	Percentage: %
Name: ESOP	Percentage: 35.12 %	Name:	Percentage: %	Name:	Percentage: %	Name:	Percentage: %
Name:	Percentage: %	Name:	Percentage: %	Name:	Percentage: %	Name:	Percentage: %

Identify the individuals who own 10% or more of the final legal entity (ultimate parent).

Name: Berggruen Holdings LLC	Percentage: 100 %	Name:	Percentage: %
Name: Nicolas Berggruen Charit	Percentage: 100 %	Name:	Percentage: %
Name:	Percentage: %	Name:	Percentage: %
Name:	Percentage: %	Name:	Percentage: %
Name:	Percentage: %	Name:	Percentage: %

PART 2b - NON-PROFIT BOARD MEMBERS

If the school is part of/owned by a non-profit organization/corporation, this certifies that an individual/entity group (owner or manager) that has any financial interest in the non-profit organization/corporation does not serve as a board member, have a seat on the Board, or is not a member of the non-profit corporation.

Board Chair

Name:

Board Member Names

Name:

Name:

Name:

Name:

Name:

Name:

Name:

Name:

Name:

Name:

Name:

Name:

Name:

Name:

Name:

Name:

Name:

Name:

Name:

Name:

Name:

Name:

PART 2c - OPERATIONAL DATA

- Yes No Does the school have approval to offer a degree program? _____
- Yes No Does the school have ACCSC approval to offer any portion of a program via Distance Education?
- Yes No If yes, does the school offer any programs via 100% Distance Education? _____
- Yes No Does the school have ACCSC approval to offer any avocational / continuing education courses? _____
- Yes No Does the school admit Ability-to-Benefit students? _____
- Yes No Through your standard procedure (not only as part of your renewal), have you or will you have a third party review your employment information? _____
- If yes, what company do you use or plan on using?

Fiscal Year-End	Individual School Gross Tuition Revenue <input type="button" value="i"/>	Financial Aid Participant: <input checked="" type="radio"/> Yes <input type="radio"/> No	OPEID: <input type="button" value="i"/> 039696
Most Recent: 2022 ▼	11919943.00	3-Year Cohort Default Rate 2020: <input type="button" value="i"/> 0 %	
2nd Most Recent: 2021 ▼	13687954.00	3-Year Cohort Default Rate 2019: 4.1 %	
3rd Most Recent: 2020 ▼	1244707.00	3-Year Cohort Default Rate 2018: 11 %	

PART 2d - SUBSTANTIVE CHANGES July 1, 2022 - June 30, 2023

- Yes No Did the school change location? _____
- Yes No Did the school change its name? _____
- Yes No Did the school establish a separate facility? _____
- Yes No Did the school Teach-Out or discontinue any programs? _____
- Yes No Did the school modify the clock or credit hours for any program? _____
- Yes No Did the school offer any new programs? _____
- Yes No Did the school offer a degree program for the first time? _____
- Yes No Did the school change in ownership/control? _____
- Yes No If so, did the school submit an application for a change of ownership/control? _____

PART 3 - CHARACTERISTICS OF STUDENT ENROLLMENT

Student Enrollment - July 1, 2022:	668
Additional enrollments: July 1, 2022 - June 30, 2023	1029
Total Enrollments:	1697
Students Graduated: July 1, 2022 - June 30, 2023	495
Students who withdrew or were terminated: July 1, 2022 - June 30, 2023	637
Total Enrollment as of June 30, 2023:	565
If there are zero student enrollments for July 1, 2022 and/or June 30, 2023, please provide a brief explanation: <input type="text"/>	
Percentage of students receiving:	
Title IV Financial Assistance:	98.6 %
Title IV Pell Grants:	93.8 %
Title IV Loans:	95.2 %
Non-Title IV Assistance:	30.1 %
How many hours did faculty, staff and students devote to Community Service projects and activities organized by the school?:	0
Total student enrollment in any avocational / continuing education courses: July 1, 2022 - June 30, 2023	0

Cancel

Save

Annual Report: **2023** School Number: **072812** School Name: **United Education Institute** Type: **Branch** Annual Report Status: **Submitted**
 Address1: **3450 S. Maryland Pkwy.** City: **Las Vegas** State: **NV** Zip: **89169**

<input type="button" value="Cancel"/>	<input checked="" type="checkbox"/> Complete		<input type="button" value="Save"/>
PROGRAM ENROLLMENT SUMMARY			
ACCSC Approved Program Title:	Automotive Technician		
Program Code:	605		
Credential:	Diploma		
Date Approved by ACCSC:	05/05/2020		
Program Approval Type:	Occupational		
Program Length in Months:	9		
Approved Clock Hours:	720	Total Tuition:	21500.00
Approved Credit Hours:	36	Additional Expenses:	0.00
Credit Hour Type	Semester	Average starting salary for graduates:	35360.00
<input type="checkbox"/> An externship is offered as a part of the program.			
Externship clock hours:	0		
Externship credit hours	0		
LICENSURE/CERTIFICATION EXAMINATION ADMINISTERING AGENCY			
Licensure or Certification Examination is required for Employment <input type="radio"/> Yes <input checked="" type="radio"/> No			

ENROLLMENT DATA

Is there reportable data on the Graduation & Employment ("G&E") Chart for this program? Yes No
 G & E Chart(s) is required in order to successfully submit the Annual Report.

Do students take any portion of the program via Distance Education Yes No

Number of Students enrolled as of 7/1/22

Number of students enrolled in 100% Distance Education	0
Number of students enrolled in an on-campus/distance education hybrid	74
Number of students enrolled in on-campus only (if program not offered 100% online)	0
Total Students Enrolled as of 7/1/22:	74

Additional Students enrolled between 7/1/22 and 6/30/23:

Number of students enrolled in 100% Distance Education	0
Number of students enrolled in a on-campus/distance education hybrid	153
Number of students enrolled in on-campus only (if program not offered 100% online)	0
Total number of additional student enrollments between 7/1/22 and 6/30/23	153
Total Students	227

Satellite Location Enrollment Yes No

Graduated Between 7/1/22 and 6/30/23

i. Employed in field:	42		
ii. Employed in unrelated field:	0		
iii. Further Ed: 4 year college:	0		
iv. Further Ed: 2 year college:	0		
v. Further Ed: Trade school:	0		
vi. Further Ed: Other Training:	0		
vii. Unemployed:	14		
viii. Unknown:	0		
ix. Incarcerated:	0		
x. Military:	0		
xi. Death:	0		
xii. Medical:	0		
xiii. International:	0		
Total Graduated:	56		




Withdrew or Terminated Between 7/1/22 and 6/30/23 

i. Employed in field:	0		
ii. Employed in unrelated field:	0		
iii. Incarcerated:	0		
iv. Military Service:	0		
v. Death:	0		
vi. Medical:	0		
vii. International Student:	0		
viii. Financial/Family:	0		
ix. Moved from area:	1		
x. Personal Reasons:	1		
xi. Attendance:	47		
xii. Academic:	0		
xiii. Transfer within school:	0		
xiv. Other:	40		
xv. Unknown:	0		
Total Withdrew or Terminated:	89		
Total Number of Students Enrolled as of 6/30/23:	82		

For the following questions, please identify the characteristics for students enrolled as of 6/30/23 

a. No HS Diploma/GED:	14	a. Under 25:	50
b. GED:	9	b. 25-34:	24
c. HS Diploma:	59	c. 35-44:	6
d. Post-Secondary:	0	d. 45-Over:	2
e. Associates:	0	Total by Age:	82
f. Baccalaureate:	0	a. White:	4
g. Post Baccalaureate:	0	b. Black or African American:	7
Total by Credential:	82	c. Hispanic/Latino:	22
a. Male:	71	d. Asian:	0
b. Female:	11	e. American Indian or Alaska Native:	0
c. Not disclosed	0	f. Native Hawaiian or Other Pacific Islander	0
Total by Gender:	82	g. Two or more races	2
		h. Race and Ethnicity unknown:	47
		Total by Ethnicity:	82
Cancel			Save

Annual Report: **2023** School Number: **072812** School Name: **United Education Institute** Type: **Branch** Annual Report Status: **Submitted**
 Address1: **3450 S. Maryland Pkwy.** City: **Las Vegas** State: **NV** Zip: **89169**

<input type="button" value="Cancel"/>	<input checked="" type="checkbox"/> Complete		<input type="button" value="Save"/>
PROGRAM ENROLLMENT SUMMARY			
ACCSC Approved Program Title:	Dental Assistant		
Program Code:	106		
Credential:	Diploma		
Date Approved by ACCSC:	05/05/2020		
Program Approval Type:	Occupational		
Program Length in Months:	8 		
Approved Clock Hours:	800	Total Tuition:	19900.00 
Approved Credit Hours:	35	Additional Expenses:	0.00
Credit Hour Type	Semester	Average starting salary for graduates:	34022.00 
<input checked="" type="checkbox"/> An externship is offered as a part of the program.			
Externship clock hours:	170		
Externship credit hours	3.5		
LICENSURE/CERTIFICATION EXAMINATION ADMINISTERING AGENCY			
Licensure or Certification Examination is required for Employment <input type="radio"/> Yes <input checked="" type="radio"/> No			

ENROLLMENT DATA

Is there reportable data on the Graduation & Employment ("G&E") Chart for this program? Yes No
 G & E Chart(s) is required in order to successfully submit the Annual Report.

Do students take any portion of the program via Distance Education Yes No

Number of Students enrolled as of 7/1/22

Number of students enrolled in 100% Distance Education

Number of students enrolled in an on-campus/distance education hybrid

Number of students enrolled in on-campus only (if program not offered 100% online)

Total Students Enrolled as of 7/1/22: 90

Additional Students enrolled between 7/1/22 and 6/30/23:

Number of students enrolled in 100% Distance Education

Number of students enrolled in a on-campus/distance education hybrid

Number of students enrolled in on-campus only (if program not offered 100% online)

Total number of additional student enrollments between 7/1/22 and 6/30/23: 111

Total Students 201

Satellite Location Enrollment Yes No

Graduated Between 7/1/22 and 6/30/23

i. Employed in field:	<input type="text" value="49"/>		
ii. Employed in unrelated field:	<input type="text" value="0"/>		
iii. Further Ed: 4 year college:	<input type="text" value="0"/>		
iv. Further Ed: 2 year college:	<input type="text" value="0"/>		
v. Further Ed: Trade school:	<input type="text" value="0"/>		
vi. Further Ed: Other Training:	<input type="text" value="0"/>		
vii. Unemployed:	<input type="text" value="10"/>		
viii. Unknown:	<input type="text" value="0"/>		
ix. Incarcerated:	<input type="text" value="0"/>		
x. Military:	<input type="text" value="0"/>		
xi. Death:	<input type="text" value="0"/>		
xii. Medical:	<input type="text" value="0"/>		
xiii. International:	<input type="text" value="0"/>		
Total Graduated:	59		

Withdrawn or Terminated Between 7/1/22 and 6/30/23 

i. Employed in field:	0		
ii. Employed in unrelated field:	0		
iii. Incarcerated:	0		
iv. Military Service:	0		
v. Death:	0		
vi. Medical:	0		
vii. International Student:	0		
viii. Financial/Family:	0		
ix. Moved from area:	2		
x. Personal Reasons:	0		
xi. Attendance:	40		
xii. Academic:	0		
xiii. Transfer within school:	0		
xiv. Other:	43		
xv. Unknown:	0		
Total Withdrew or Terminated:	85		
Total Number of Students Enrolled as of 6/30/23:	57		

For the following questions, please identify the characteristics for students enrolled as of 6/30/23 

a. No HS Diploma/GED:	16	a. Under 25:	34
b. GED:	2	b. 25-34:	16
c. HS Diploma:	39	c. 35-44:	6
d. Post-Secondary:	0	d. 45-Over:	1
e. Associates:	0	Total by Age:	57
f. Baccalaureate:	0	a. White:	2
g. Post Baccalaureate:	0	b. Black or African American:	13
Total by Credential:	57	c. Hispanic/Latino:	17
a. Male:	7	d. Asian:	0
b. Female:	50	e. American Indian or Alaska Native:	0
c. Not disclosed	0	f. Native Hawaiian or Other Pacific Islander	0
Total by Gender:	57	g. Two or more races	1
		h. Race and Ethnicity unknown:	24
		Total by Ethnicity:	57
Cancel			Save

Annual Report: **2023** School Number: **072812** School Name: **United Education Institute** Type: **Branch** Annual Report Status: **Submitted**
 Address1: **3450 S. Maryland Pkwy.** City: **Las Vegas** State: **NV** Zip: **89169**

<input type="button" value="Cancel"/>	<input checked="" type="checkbox"/> Complete		<input type="button" value="Save"/>
PROGRAM ENROLLMENT SUMMARY			
ACCSC Approved Program Title:	Electrician Technician		
Program Code:	935		
Credential:	Diploma		
Date Approved by ACCSC:	07/08/2021		
Program Approval Type:			
Program Length in Months:	10		
Approved Clock Hours:	720	Total Tuition:	21500.00
Approved Credit Hours:	36	Additional Expenses:	0.00
Credit Hour Type	Semester	Average starting salary for graduates:	37700.00
<input type="checkbox"/> An externship is offered as a part of the program.			
Externship clock hours:	0		
Externship credit hours	0		
LICENSURE/CERTIFICATION EXAMINATION ADMINISTERING AGENCY			
Licensure or Certification Examination is required for Employment <input type="radio"/> Yes <input checked="" type="radio"/> No			

ENROLLMENT DATA

Is there reportable data on the Graduation & Employment ("G&E") Chart for this program? Yes No
 Retention Chart(s) is required in order to successfully submit the Annual Report.

Do students take any portion of the program via Distance Education Yes No

Number of Students enrolled as of 7/1/22

Number of students enrolled in 100% Distance Education

Number of students enrolled in an on-campus/distance education hybrid

Number of students enrolled in on-campus only (if program not offered 100% online)

Total Students Enrolled as of 7/1/22: 64

Additional Students enrolled between 7/1/22 and 6/30/23:

Number of students enrolled in 100% Distance Education

Number of students enrolled in a on-campus/distance education hybrid

Number of students enrolled in on-campus only (if program not offered 100% online)

Total number of additional student enrollments between 7/1/22 and 6/30/23: 174

Total Students 238

Satellite Location Enrollment Yes No

Graduated Between 7/1/22 and 6/30/23

i. Employed in field:	<input type="text" value="35"/>		
ii. Employed in unrelated field:	<input type="text" value="0"/>		
iii. Further Ed: 4 year college:	<input type="text" value="0"/>		
iv. Further Ed: 2 year college:	<input type="text" value="0"/>		
v. Further Ed: Trade school:	<input type="text" value="0"/>		
vi. Further Ed: Other Training:	<input type="text" value="0"/>		
vii. Unemployed:	<input type="text" value="23"/>		
viii. Unknown:	<input type="text" value="0"/>		
ix. Incarcerated:	<input type="text" value="0"/>		
x. Military:	<input type="text" value="0"/>		
xi. Death:	<input type="text" value="0"/>		
xii. Medical:	<input type="text" value="0"/>		
xiii. International:	<input type="text" value="0"/>		
Total Graduated:	58		

Withdrawn or Terminated Between 7/1/22 and 6/30/23 

i. Employed in field:	0		
ii. Employed in unrelated field:	0		
iii. Incarcerated:	0		
iv. Military Service:	0		
v. Death:	0		
vi. Medical:	0		
vii. International Student:	0		
viii. Financial/Family:	1		
ix. Moved from area:	1		
x. Personal Reasons:	0		
xi. Attendance:	44		
xii. Academic:	0		
xiii. Transfer within school:	0		
xiv. Other:	31		
xv. Unknown:	0		
Total Withdrew or Terminated:	77		
Total Number of Students Enrolled as of 6/30/23:	103		

For the following questions, please identify the characteristics for students enrolled as of 6/30/23 

a. No HS Diploma/GED:	15	a. Under 25:	48
b. GED:	14	b. 25-34:	36
c. HS Diploma:	74	c. 35-44:	13
d. Post-Secondary:	0	d. 45-Over:	6
e. Associates:	0	Total by Age:	103
f. Baccalaureate:	0	a. White:	3
g. Post Baccalaureate:	0	b. Black or African American:	13
Total by Credential:	103	c. Hispanic/Latino:	30
a. Male:	92	d. Asian:	1
b. Female:	11	e. American Indian or Alaska Native:	0
c. Not disclosed	0	f. Native Hawaiian or Other Pacific Islander:	1
Total by Gender:	103	g. Two or more races:	2
		h. Race and Ethnicity unknown:	53
		Total by Ethnicity:	103
Cancel			Save

Annual Report: **2023** School Number: **072812** School Name: **United Education Institute** Type: **Branch** Annual Report Status: **Submitted**
 Address1: **3450 S. Maryland Pkwy.** City: **Las Vegas** State: **NV** Zip: **89169**

<input type="button" value="Cancel"/>	<input checked="" type="checkbox"/> Complete		<input type="button" value="Save"/>
PROGRAM ENROLLMENT SUMMARY			
ACCSC Approved Program Title:	Heating, Ventilation and Air Conditioning		
Program Code:	940		
Credential:	Diploma		
Date Approved by ACCSC:	05/05/2020		
Program Approval Type:	Occupational		
Program Length in Months:	9		
Approved Clock Hours:	720	Total Tuition:	21500.00
Approved Credit Hours:	36	Additional Expenses:	0.00
Credit Hour Type	Semester	Average starting salary for graduates:	36937.00
<input type="checkbox"/> An externship is offered as a part of the program.			
Externship clock hours:	0		
Externship credit hours	0		
LICENSURE/CERTIFICATION EXAMINATION ADMINISTERING AGENCY			
Licensure or Certification Examination is required for Employment <input type="radio"/> Yes <input checked="" type="radio"/> No			

ENROLLMENT DATA

Is there reportable data on the Graduation & Employment ("G&E") Chart for this program? Yes No
 G & E Chart(s) is required in order to successfully submit the Annual Report.

Do students take any portion of the program via Distance Education Yes No

Number of Students enrolled as of 7/1/22

Number of students enrolled in 100% Distance Education

Number of students enrolled in an on-campus/distance education hybrid

Number of students enrolled in on-campus only (if program not offered 100% online)

Total Students Enrolled as of 7/1/22: 82

Additional Students enrolled between 7/1/22 and 6/30/23:

Number of students enrolled in 100% Distance Education

Number of students enrolled in a on-campus/distance education hybrid

Number of students enrolled in on-campus only (if program not offered 100% online)

Total number of additional student enrollments between 7/1/22 and 6/30/23 112

Total Students 194

Satellite Location Enrollment Yes No

Graduated Between 7/1/22 and 6/30/23

i. Employed in field:	<input type="text" value="42"/>		
ii. Employed in unrelated field:	<input type="text" value="0"/>		
iii. Further Ed: 4 year college:	<input type="text" value="0"/>		
iv. Further Ed: 2 year college:	<input type="text" value="0"/>		
v. Further Ed: Trade school:	<input type="text" value="0"/>		
vi. Further Ed: Other Training:	<input type="text" value="0"/>		
vii. Unemployed:	<input type="text" value="30"/>		
viii. Unknown:	<input type="text" value="0"/>		
ix. Incarcerated:	<input type="text" value="0"/>		
x. Military:	<input type="text" value="0"/>		
xi. Death:	<input type="text" value="0"/>		
xii. Medical:	<input type="text" value="0"/>		
xiii. International:	<input type="text" value="0"/>		
Total Graduated:	<input type="text" value="72"/>		

Withdrawn or Terminated Between 7/1/22 and 6/30/23 

i. Employed in field:	0		
ii. Employed in unrelated field:	0		
iii. Incarcerated:	0		
iv. Military Service:	0		
v. Death:	0		
vi. Medical:	0		
vii. International Student:	0		
viii. Financial/Family:	0		
ix. Moved from area:	0		
x. Personal Reasons:	0		
xi. Attendance:	29		
xii. Academic:	0		
xiii. Transfer within school:	0		
xiv. Other:	23		
xv. Unknown:	0		
Total Withdrew or Terminated:	52		
Total Number of Students Enrolled as of 6/30/23:	70		




For the following questions, please identify the characteristics for students enrolled as of 6/30/23 

a. No HS Diploma/GED:	5	a. Under 25:	31
b. GED:	10	b. 25-34:	21
c. HS Diploma:	55	c. 35-44:	9
d. Post-Secondary:	0	d. 45-Over:	9
e. Associates:	0	Total by Age:	70
f. Baccalaureate:	0	a. White:	4
g. Post Baccalaureate:	0	b. Black or African American:	10
Total by Credential:	70	c. Hispanic/Latino:	15
a. Male:	63	d. Asian:	1
b. Female:	7	e. American Indian or Alaska Native:	1
c. Not disclosed	0	f. Native Hawaiian or Other Pacific Islander	1
Total by Gender:	70	g. Two or more races	0
		h. Race and Ethnicity unknown:	38
		Total by Ethnicity:	70
Cancel			Save

Annual Report: **2023** School Number: **072812** School Name: **United Education Institute** Type: **Branch** Annual Report Status: **Submitted**
 Address1: **3450 S. Maryland Pkwy.** City: **Las Vegas** State: **NV** Zip: **89169**

Cancel	<input checked="" type="checkbox"/> Complete	Save
------------------------	--	----------------------

PROGRAM ENROLLMENT SUMMARY

ACCSC Approved Program Title:		Medical Assistant	
Program Code:	124		
Credential:	Diploma		
Date Approved by ACCSC:	05/05/2020		
Program Approval Type:	Occupational		
Program Length in Months:	9 		
Approved Clock Hours:	810	Total Tuition:	19900.00 
Approved Credit Hours:	33.5	Additional Expenses:	0.00
Credit Hour Type	Semester	Average starting salary for graduates:	31366.00 
<input checked="" type="checkbox"/> An externship is offered as a part of the program.			
Externship clock hours:	250		
Externship credit hours	5.5		

LICENSURE/CERTIFICATION EXAMINATION ADMINISTERING AGENCY

Licensure or Certification Examination is required for Employment Yes No

ENROLLMENT DATA

Is there reportable data on the Graduation & Employment ("G&E") Chart for this program? Yes No
 G & E Chart(s) is required in order to successfully submit the Annual Report.

Do students take any portion of the program via Distance Education Yes No

Number of Students enrolled as of 7/1/22

Number of students enrolled in 100% Distance Education
 Number of students enrolled in an on-campus/distance education hybrid
 Number of students enrolled in on-campus only (if program not offered 100% online)

Total Students Enrolled as of 7/1/22: 278

Additional Students enrolled between 7/1/22 and 6/30/23:

Number of students enrolled in 100% Distance Education
 Number of students enrolled in a on-campus/distance education hybrid
 Number of students enrolled in on-campus only (if program not offered 100% online)

Total number of additional student enrollments between 7/1/22 and 6/30/23: 373

Total Students 651

Satellite Location Enrollment Yes No

Graduated Between 7/1/22 and 6/30/23

i. Employed in field:	147		
ii. Employed in unrelated field:	0		
iii. Further Ed: 4 year college:	0		
iv. Further Ed: 2 year college:	0		
v. Further Ed: Trade school:	0		
vi. Further Ed: Other Training:	0		
vii. Unemployed:	54		
viii. Unknown:	0		
ix. Incarcerated:	0		
x. Military:	0		
xi. Death:	0		
xii. Medical:	0		
xiii. International:	0		
Total Graduated:	201		




Withdrawn or Terminated Between 7/1/22 and 6/30/23 

i. Employed in field:	0		
ii. Employed in unrelated field:	0		
iii. Incarcerated:	0		
iv. Military Service:	0		
v. Death:	0		
vi. Medical:	0		
vii. International Student:	0		
viii. Financial/Family:	0		
ix. Moved from area:	1		
x. Personal Reasons:	0		
xi. Attendance:	131		
xii. Academic:	7		
xiii. Transfer within school:	0		
xiv. Other:	120		
xv. Unknown:	0		
Total Withdrew or Terminated:	259		
Total Number of Students Enrolled as of 6/30/23:	191		

For the following questions, please identify the characteristics for students enrolled as of 6/30/23 

a. No HS Diploma/GED:	58	a. Under 25:	104
b. GED:	8	b. 25-34:	61
c. HS Diploma:	125	c. 35-44:	17
d. Post-Secondary:	0	d. 45-Over:	9
e. Associates:	0	Total by Age:	191
f. Baccalaureate:	0	a. White:	3
g. Post Baccalaureate:	0	b. Black or African American:	42
Total by Credential:	191	c. Hispanic/Latino:	43
a. Male:	25	d. Asian:	0
b. Female:	166	e. American Indian or Alaska Native:	0
c. Not disclosed	0	f. Native Hawaiian or Other Pacific Islander:	0
Total by Gender:	191	g. Two or more races:	2
		h. Race and Ethnicity unknown:	101
		Total by Ethnicity:	191
Cancel			Save

Annual Report: **2023** School Number: **072812** School Name: **United Education Institute** Type: **Branch** Annual Report Status: **Submitted**
 Address1: **3450 S. Maryland Pkwy.** City: **Las Vegas** State: **NV** Zip: **89169**

Cancel	<input checked="" type="checkbox"/> Complete		Save
PROGRAM ENROLLMENT SUMMARY			
ACCSC Approved Program Title:	Medical Billing and Insurance Coding		
Program Code:	130		
Credential:	Diploma		
Date Approved by ACCSC:	05/05/2020		
Program Approval Type:	Occupational		
Program Length in Months:	9 		
Approved Clock Hours:	810	Total Tuition:	19900.00 
Approved Credit Hours:	33.5	Additional Expenses:	0.00
Credit Hour Type	Semester	Average starting salary for graduates:	31431.00 
<input checked="" type="checkbox"/> An externship is offered as a part of the program.			
Externship clock hours:	250		
Externship credit hours	5.5		
LICENSURE/CERTIFICATION EXAMINATION ADMINISTERING AGENCY			
Licensure or Certification Examination is required for Employment <input type="radio"/> Yes <input checked="" type="radio"/> No			

ENROLLMENT DATA

Is there reportable data on the Graduation & Employment ("G&E") Chart for this program? Yes No
 G & E Chart(s) is required in order to successfully submit the Annual Report.

Do students take any portion of the program via Distance Education Yes No

Number of Students enrolled as of 7/1/22

Number of students enrolled in 100% Distance Education

Number of students enrolled in an on-campus/distance education hybrid

Number of students enrolled in on-campus only (if program not offered 100% online)

Total Students Enrolled as of 7/1/22: 80

Additional Students enrolled between 7/1/22 and 6/30/23:

Number of students enrolled in 100% Distance Education

Number of students enrolled in a on-campus/distance education hybrid

Number of students enrolled in on-campus only (if program not offered 100% online)

Total number of additional student enrollments between 7/1/22 and 6/30/23 106

Total Students 186

Satellite Location Enrollment Yes No

Graduated Between 7/1/22 and 6/30/23

i. Employed in field:	<input type="text" value="31"/>		
ii. Employed in unrelated field:	<input type="text" value="0"/>		
iii. Further Ed: 4 year college:	<input type="text" value="0"/>		
iv. Further Ed: 2 year college:	<input type="text" value="0"/>		
v. Further Ed: Trade school:	<input type="text" value="0"/>		
vi. Further Ed: Other Training:	<input type="text" value="0"/>		
vii. Unemployed:	<input type="text" value="18"/>		
viii. Unknown:	<input type="text" value="0"/>		
ix. Incarcerated:	<input type="text" value="0"/>		
x. Military:	<input type="text" value="0"/>		
xi. Death:	<input type="text" value="0"/>		
xii. Medical:	<input type="text" value="0"/>		
xiii. International:	<input type="text" value="0"/>		
Total Graduated:	49		

Withdrawn or Terminated Between 7/1/22 and 6/30/23 

i. Employed in field:	0		
ii. Employed in unrelated field:	0		
iii. Incarcerated:	0		
iv. Military Service:	0		
v. Death:	0		
vi. Medical:	0		
vii. International Student:	0		
viii. Financial/Family:	0		
ix. Moved from area:	0		
x. Personal Reasons:	0		
xi. Attendance:	31		
xii. Academic:	0		
xiii. Transfer within school:	0		
xiv. Other:	44		
xv. Unknown:	0		
Total Withdrew or Terminated:	75		
Total Number of Students Enrolled as of 6/30/23:	62		

For the following questions, please identify the characteristics for students enrolled as of 6/30/23 

a. No HS Diploma/GED:	19	a. Under 25:	15
b. GED:	6	b. 25-34:	33
c. HS Diploma:	37	c. 35-44:	9
d. Post-Secondary:	0	d. 45-Over:	5
e. Associates:	0	Total by Age:	62
f. Baccalaureate:	0	a. White:	3
g. Post Baccalaureate:	0	b. Black or African American:	14
Total by Credential:	62	c. Hispanic/Latino:	13
a. Male:	2	d. Asian:	0
b. Female:	60	e. American Indian or Alaska Native:	1
c. Not disclosed	0	f. Native Hawaiian or Other Pacific Islander:	2
Total by Gender:	62	g. Two or more races:	1
		h. Race and Ethnicity unknown:	28
		Total by Ethnicity:	62
Cancel			Save

Annual Report: **2023** School Number: **072812** School Name: **United Education Institute** Type: **Branch** Annual Report Status: **Submitted**
 Address: **3450 S. Maryland Pkwy.** City: **Las Vegas** State: **NV** Zip: **89169**



GRADUATION AND EMPLOYMENT CHART

You must SAVE the G&E form to calculate totals

Cancel	<input checked="" type="checkbox"/> Complete	Save
Approved Program Title:	Automotive Technician	
Program Code:	605	
Credential:	Diploma	
Report Date:	7/2023	Program Length in Months: <input type="text" value="10"/>
Beginning Date:	1/2021	End Date: 12/2021
Is this chart for a satellite location? <input type="radio"/> Yes <input checked="" type="radio"/> No		
Is this chart for a program offered 100% via Distance Education? <input type="radio"/> Yes <input checked="" type="radio"/> No		

REPORTING PERIOD

Class Start Date (eg 01/21):	01/21	02/21	03/21	04/21	05/21	06/21	07/21	08/21	09/21	10/21	11/21	12/21	Total	%
Number Started:	21	12	15	14	12	10	10	8	6	4	6	1	119	
Transfers to Another Program/Cohort:	0	0	0	0	0	0	0	0	0	0	0	0	0	0%
Transfers from Another Program/Cohort:	0	0	0	0	0	0	0	0	0	0	0	0	0	0%
Total Starts (+/- Transfers):	21	12	15	14	12	10	10	8	6	4	6	1	119	
Unavailable for Graduation:	5	2	2	1	2	3	1	0	1	3	0	0	20	17%
Students Available For Graduation:	16	10	13	13	10	7	9	8	5	1	6	1	99	83%
Withdrawn/Terminated Students:	7	6	5	9	5	2	2	4	2	0	2	1	45	38%
Graduates within 150% Program Length:	9	4	8	4	5	5	7	4	3	1	4	0	54	55%

GRADUATION RATE	56%	40%	62%	31%	50%	71%	78%	50%	60%	100%	67%	0%		55%
Graduates - Further Education: 	0	0	0	0	0	0	0	0	0	0	0	0	0	0
Graduates - Unavailable for Employment: 	0	0	0	0	0	0	0	0	0	0	0	0	0	0
Graduates - Available for Employment:	9	4	8	4	5	5	7	4	3	1	4	0	54	100%
Graduates - Employed in Field:	5	3	6	3	4	3	7	4	0	1	4	0	40	74%
EMPLOYMENT RATE	56%	75%	75%	75%	80%	60%	100%	100%	0%	100%	100%	0%		74%
Graduates - Unrelated Occupation:	0	0	0	0	0	0	0	0	0	0	0	0	0	0
Graduates - Unemployed:	0	0	0	0	0	0	0	0	0	0	0	0	0	0
Graduates - Unknown:	4	1	2	1	1	2	0	0	3	0	0	0	14	26%
Non-Graduated Students Who Obtained Training Related Employment	0	0	0	0	0	0	0	0	0	0	0	0	0	0
Employment Rate with Non-Graduated Employed Students	56%	75%	75%	75%	80%	60%	100%	100%	0%	100%	100%	0%		74%

LICENSURE / CERTIFICATION EXAMINATION PASS RATES CHART

Licensure / Certification Name:														
1. Class Start Date:	01/21	02/21	03/21	04/21	05/21	06/21	07/21	08/21	09/21	10/21	11/21	12/21		
2. Number of Graduates:	9	4	8	4	5	5	7	4	3	1	4	0		54
3. # of Graduates Taking Exam:	0	0	0	0	0	0	0	0	0	0	0	0	0	0
4. # of Graduates Passing Exam:	0	0	0	0	0	0	0	0	0	0	0	0	0	0
5. Percentage of Grads Passing Exam:	0	0	0	0	0	0	0	0	0	0	0	0	0	0 Avg.
Licensure / Certification Examination Agency Rate:	0	0	0	0	0	0	0	0	0	0	0	0	0	0
Cancel												Save		

Annual Report: **2023** School Number: **072812** School Name: **United Education Institute** Type: **Branch** Annual Report Status: **Submitted**
Address: **3450 S. Maryland Pkwy.** City: **Las Vegas** State: **NV** Zip: **89169**

GRADUATION AND EMPLOYMENT CHART

You must SAVE the G&E form to calculate totals

Complete

Approved Program Title: Dental Assistant

Program Code: 106

Credential: Diploma

Report Date: 7/2023 Program Length in Months:



Beginning Date: 1/2021 End Date: 12/2021

Is this chart for a satellite location? Yes No

Is this chart for a program offered 100% via Distance Education? Yes No

REPORTING PERIOD

Class Start Date (eg 01/21):	01/21	02/21	03/21	04/21	05/21	06/21	07/21	08/21	09/21	10/21	11/21	12/21	Total	%
Number Started:	26	18	15	10	10	14	7	21	20	21	3	1	166	
Transfers to Another Program/Cohort:	0	0	0	0	0	0	0	0	0	0	0	0	0	0%
Transfers from Another Program/Cohort:	0	0	0	0	0	0	0	0	0	0	0	0	0	0%
Total Starts (+/- Transfers):	26	18	15	10	10	14	7	21	20	21	3	1	166	
Unavailable for Graduation:	4	2	2	1	1	5	2	3	6	2	0	1	29	17%
Students Available For Graduation:	22	16	13	9	9	9	5	18	14	19	3	0	137	83%
Withdrawn/Terminated Students:	10	9	5	5	6	2	1	9	5	9	1	0	62	37%
Graduates within 150% Program Length:	12	7	8	4	3	7	4	9	9	10	2	0	75	55%

GRADUATION RATE	55%	44%	62%	44%	33%	78%	80%	50%	64%	53%	67%	0%		55%	
Graduates - Further Education: 	0	0	0	0	0	0	0	0	0	0	0	0	0	0	0%
Graduates - Unavailable for Employment: 	0	0	0	0	0	0	0	0	0	0	0	0	0	0	0%
Graduates - Available for Employment:	12	7	8	4	3	7	4	9	9	10	2	0	0	75	100%
Graduates - Employed in Field:	8	4	5	4	2	5	3	7	7	7	2	0	0	54	72%
EMPLOYMENT RATE	67%	57%	63%	100%	67%	71%	75%	78%	78%	70%	100%	0%		72%	
Graduates - Unrelated Occupation:	0	0	0	0	0	0	0	0	0	0	0	0	0	0	0%
Graduates - Unemployed:	0	0	0	0	0	0	0	0	0	0	0	0	0	0	0%
Graduates - Unknown:	4	3	3	0	1	2	1	2	2	3	0	0	0	21	28%
Non-Graduated Students Who Obtained Training Related Employment	0	0	0	0	0	0	0	0	0	0	0	0	0	0	0%
Employment Rate with Non-Graduated Employed Students	67%	57%	63%	100%	67%	71%	75%	78%	78%	70%	100%	0%		72%	

LICENSURE / CERTIFICATION EXAMINATION PASS RATES CHART

Licensure / Certification Name:														
1. Class Start Date:	01/21	02/21	03/21	04/21	05/21	06/21	07/21	08/21	09/21	10/21	11/21	12/21		
2. Number of Graduates:	12	7	8	4	3	7	4	9	9	10	2	0	75	
3. # of Graduates Taking Exam:	0	0	0	0	0	0	0	0	0	0	0	0	0	
4. # of Graduates Passing Exam:	0	0	0	0	0	0	0	0	0	0	0	0	0	
5. Percentage of Grads Passing Exam:	0	0	0	0	0	0	0	0	0	0	0	0	0	Avg.
Licensure / Certification Examination Agency Rate:	0	0	0	0	0	0	0	0	0	0	0	0	0	0
Cancel														Save

Annual Report: **2023** School Number: **072812** School Name: **United Education Institute** Type: **Branch** Annual Report Status: **Submitted**
Address: **3450 S. Maryland Pkwy.** City: **Las Vegas** State: **NV** Zip: **89169**

GRADUATION AND EMPLOYMENT CHART

You must SAVE the G&E form to calculate totals

Complete

Approved Program Title: Heating, Ventilation and Air Conditioning

Program Code: 940

Credential: Diploma

Report Date: 7/2023 Program Length in Months:



Beginning Date: 1/2021 End Date: 12/2021

Is this chart for a satellite location? Yes No

Is this chart for a program offered 100% via Distance Education? Yes No

REPORTING PERIOD

Class Start Date (eg 01/21):	01/21	02/21	03/21	04/21	05/21	06/21	07/21	08/21	09/21	10/21	11/21	12/21	Total	%
Number Started:	31	30	17	16	12	17	18	17	13	8	8	1	188	
Transfers to Another Program/Cohort:	0	0	0	0	0	0	0	0	0	0	0	0	0	0%
Transfers from Another Program/Cohort:	0	0	0	0	0	0	0	0	0	0	0	0	0	0%
Total Starts (+/- Transfers):	31	30	17	16	12	17	18	17	13	8	8	1	188	
Unavailable for Graduation:	1	1	2	2	0	0	0	1	0	1	0	0	8	4%
Students Available For Graduation:	30	29	15	14	12	17	18	16	13	7	8	1	180	96%
Withdrawn/Terminated Students:	18	9	5	7	7	5	6	6	6	3	2	0	74	39%
Graduates within 150% Program Length:	12	20	10	7	5	12	12	10	7	4	6	1	106	59%

GRADUATION RATE	40%	69%	67%	50%	42%	71%	67%	63%	54%	57%	75%	100%		59%
Graduates - Further Education: 	0	0	0	0	0	0	0	0	0	0	0	0	0	0%
Graduates - Unavailable for Employment: 	0	0	0	0	0	0	0	0	0	0	0	0	0	0%
Graduates - Available for Employment:	12	20	10	7	5	12	12	10	7	4	6	1	106	100%
Graduates - Employed in Field:	7	16	8	6	1	9	10	6	7	2	5	0	77	73%
EMPLOYMENT RATE	58%	80%	80%	86%	20%	75%	83%	60%	100%	50%	83%	0%		73%
Graduates - Unrelated Occupation:	0	0	0	0	0	0	0	0	0	0	0	0	0	0%
Graduates - Unemployed:	0	0	0	0	0	0	0	0	0	0	0	0	0	0%
Graduates - Unknown:	5	4	2	1	4	3	2	4	0	2	1	1	29	27%
Non-Graduated Students Who Obtained Training Related Employment	0	0	0	0	0	0	0	0	0	0	0	0	0	0%
Employment Rate with Non-Graduated Employed Students	58%	80%	80%	86%	20%	75%	83%	60%	100%	50%	83%	0%		73%

LICENSURE / CERTIFICATION EXAMINATION PASS RATES CHART

Licensure / Certification Name:													
1. Class Start Date:	01/21	02/21	03/21	04/21	05/21	06/21	07/21	08/21	09/21	10/21	11/21	12/21	
2. Number of Graduates:	12	20	10	7	5	12	12	10	7	4	6	1	106
3. # of Graduates Taking Exam:	0	0	0	0	0	0	0	0	0	0	0	0	0
4. # of Graduates Passing Exam:	0	0	0	0	0	0	0	0	0	0	0	0	0
5. Percentage of Grads Passing Exam:	0	0	0	0	0	0	0	0	0	0	0	0	0 Avg.
Licensure / Certification Examination Agency Rate:	0	0	0	0	0	0	0	0	0	0	0	0	0
Cancel													
Save													

Annual Report: **2023** School Number: **072812** School Name: **United Education Institute** Type: **Branch** Annual Report Status: **Submitted**
 Address: **3450 S. Maryland Pkwy.** City: **Las Vegas** State: **NV** Zip: **89169**



GRADUATION AND EMPLOYMENT CHART

You must SAVE the G&E form to calculate totals

Cancel	<input checked="" type="checkbox"/> Complete		Save
Approved Program Title:	Medical Assistant		
Program Code:	124		
Credential:	Diploma		
Report Date:	7/2023	Program Length in Months: <input type="text" value="10"/>	
Beginning Date:	1/2021	End Date:	12/2021
Is this chart for a satellite location? <input type="radio"/> Yes <input checked="" type="radio"/> No			
Is this chart for a program offered 100% via Distance Education? <input type="radio"/> Yes <input checked="" type="radio"/> No			

REPORTING PERIOD

Class Start Date (eg 01/21):	01/21	02/21	03/21	04/21	05/21	06/21	07/21	08/21	09/21	10/21	11/21	12/21	Total	%
Number Started:	67	39	40	38	40	37	27	41	47	55	28	0	459	
Transfers to Another Program/Cohort:	0	0	0	0	0	0	0	0	0	0	0	0	0	0%
Transfers from Another Program/Cohort:	0	0	0	0	0	0	0	0	0	0	0	0	0	0%
Total Starts (+/- Transfers):	67	39	40	38	40	37	27	41	47	55	28	0	459	
Unavailable for Graduation:	14	5	6	5	4	4	1	4	8	14	2	0	67	15%
Students Available For Graduation:	53	34	34	33	36	33	26	37	39	41	26	0	392	85%
Withdrawn/Terminated Students:	23	13	17	14	23	13	8	14	17	22	13	0	177	39%
Graduates within 150% Program Length:	30	21	17	19	13	20	18	23	22	19	13	0	215	55%

GRADUATION RATE	57%	62%	50%	58%	36%	61%	69%	62%	56%	46%	50%	0%		55%
Graduates - Further Education: 	0	0	0	0	0	0	0	0	0	0	0	0	0	0
Graduates - Unavailable for Employment: 	0	1	0	0	0	0	0	1	0	0	0	0	0	2
Graduates - Available for Employment:	30	20	17	19	13	20	18	22	22	19	13	0		213
Graduates - Employed in Field:	22	16	13	11	8	14	14	18	14	11	8	0		149
EMPLOYMENT RATE	73%	80%	76%	58%	62%	70%	78%	82%	64%	58%	62%	0%		70%
Graduates - Unrelated Occupation:	0	0	0	0	0	0	0	0	0	0	0	0	0	0
Graduates - Unemployed:	0	0	0	0	0	0	0	0	0	0	0	0	0	0
Graduates - Unknown:	8	4	4	8	5	6	4	4	8	8	5	0		64
Non-Graduated Students Who Obtained Training Related Employment	0	0	0	0	0	0	0	0	0	0	0	0		0
Employment Rate with Non-Graduated Employed Students	73%	80%	76%	58%	62%	70%	78%	82%	64%	58%	62%	0%		70%

LICENSURE / CERTIFICATION EXAMINATION PASS RATES CHART

Licensure / Certification Name:														
1. Class Start Date:	01/21	02/21	03/21	04/21	05/21	06/21	07/21	08/21	09/21	10/21	11/21	12/21		
2. Number of Graduates:	30	21	17	19	13	20	18	23	22	19	13	0	215	
3. # of Graduates Taking Exam:	0	0	0	0	0	0	0	0	0	0	0	0	0	
4. # of Graduates Passing Exam:	0	0	0	0	0	0	0	0	0	0	0	0	0	
5. Percentage of Grads Passing Exam:	0	0	0	0	0	0	0	0	0	0	0	0	0	Avg.
Licensure / Certification Examination Agency Rate:	0	0	0	0	0	0	0	0	0	0	0	0	0	0
Cancel														
Save														

Annual Report: **2023** School Number: **072812** School Name: **United Education Institute** Type: **Branch** Annual Report Status: **Submitted**
 Address: **3450 S. Maryland Pkwy.** City: **Las Vegas** State: **NV** Zip: **89169**

GRADUATION AND EMPLOYMENT CHART

You must SAVE the G&E form to calculate totals

Complete

Approved Program Title: Medical Billing and Insurance Coding

Program Code: 130

Credential: Diploma

Report Date: 7/2023 Program Length in Months:



Beginning Date: 1/2021 End Date: 12/2021

Is this chart for a satellite location? Yes No

Is this chart for a program offered 100% via Distance Education? Yes No

REPORTING PERIOD

Class Start Date (eg 01/21):	01/21	02/21	03/21	04/21	05/21	06/21	07/21	08/21	09/21	10/21	11/21	12/21	Total	%
Number Started:	20	8	10	11	9	6	6	10	15	7	4	1	107	
Transfers to Another Program/Cohort:	0	0	0	0	0	0	0	0	0	0	0	0	0	0%
Transfers from Another Program/Cohort:	0	0	0	0	0	0	0	0	0	0	0	0	0	0%
Total Starts (+/- Transfers):	20	8	10	11	9	6	6	10	15	7	4	1	107	
Unavailable for Graduation:	2	1	1	1	1	2	0	1	4	1	0	0	14	13%
Students Available For Graduation:	18	7	9	10	8	4	6	9	11	6	4	1	93	87%
Withdrawn/Terminated Students:	8	4	4	5	6	2	0	1	5	4	2	1	42	39%
Graduates within 150% Program Length:	10	3	5	5	2	2	6	8	6	2	2	0	51	55%

GRADUATION RATE	56%	43%	56%	50%	25%	50%	100%	89%	55%	33%	50%	0%		55%
Graduates - Further Education: 	0	0	0	0	0	0	0	0	0	0	0	0	0	0
Graduates - Unavailable for Employment: 	0	0	0	0	0	0	0	0	0	0	0	0	0	0
Graduates - Available for Employment:	10	3	5	5	2	2	6	8	6	2	2	0	51	100%
Graduates - Employed in Field:	8	3	5	3	1	2	4	6	6	0	1	0	39	76%
EMPLOYMENT RATE	80%	100%	100%	60%	50%	100%	67%	75%	100%	0%	50%	0%		76%
Graduates - Unrelated Occupation:	0	0	0	0	0	0	0	0	0	0	0	0	0	0
Graduates - Unemployed:	0	0	0	0	0	0	0	0	0	0	0	0	0	0
Graduates - Unknown:	2	0	0	2	1	0	2	2	0	2	1	0	12	24%
Non-Graduated Students Who Obtained Training Related Employment	0	0	0	0	0	0	0	0	0	0	0	0	0	0
Employment Rate with Non-Graduated Employed Students	80%	100%	100%	60%	50%	100%	67%	75%	100%	0%	50%	0%		76%

LICENSURE / CERTIFICATION EXAMINATION PASS RATES CHART

Licensure / Certification Name:														
1. Class Start Date:	01/21	02/21	03/21	04/21	05/21	06/21	07/21	08/21	09/21	10/21	11/21	12/21		
2. Number of Graduates:	10	3	5	5	2	2	6	8	6	2	2	0	51	
3. # of Graduates Taking Exam:	0	0	0	0	0	0	0	0	0	0	0	0	0	
4. # of Graduates Passing Exam:	0	0	0	0	0	0	0	0	0	0	0	0	0	
5. Percentage of Grads Passing Exam:	0	0	0	0	0	0	0	0	0	0	0	0	0	Avg.
Licensure / Certification Examination Agency Rate:	0	0	0	0	0	0	0	0	0	0	0	0	0	0
Cancel												Save		

Annual Report: **2023** School Number: **072812** School Name: **United Education Institute** Type: **Branch** Annual Report Status: **Submitted**
 Address: **3450 S. Maryland Pkwy.** City: **Las Vegas** State: **NV** Zip: **89169**

RETENTION CHART			
Cancel			<input checked="" type="checkbox"/> Complete
		Save	
Approved Program Title	Electrician Technician		
Program Code	935		
Credential	Diploma		
Report Date	7/2023	Program Length in Months: ?	10
Cohort Start Date help	12/2022	Cohort End Date: ?	6/2023

REPORTING PERIOD															
1	Cohort Start Date (e.g. 01/21) ?	12/22	01/23	02/23	03/23	04/23	05/23	06/23						Total	%
2	Percentage of Program Completed as of Report Date	71%	60%	50%	41%	30%	20%	10%	0%	0%	0%	0%	0%		
3	Percentage of Program Remaining as of Report Date	29%	40%	50%	59%	70%	80%	90%	100%	100%	100%	100%	100%		
4	Number Started	0	31	15	11	10	15	17						99	
5	Transfers to Another Program	0	0	0	0	0	0	0						0	0%
6	Transfers from Another Program	0	0	0	0	0	0	0						0	0%
7	Total Starts (+/- Transfers)	0	31	15	11	10	15	17	0	0	0	0	0	99	
8	Unavailable for Retention	0	0	0	0	0	0	0						0	0%
9	Students Available For Retention	0	31	15	11	10	15	17	0	0	0	0	0	99	100%
10	Withdrawn/Terminated Students	0	11	4	6	2	6	3						32	32%
11	Total Retained Students	0	20	11	5	8	9	14	0	0	0	0	0	67	68%
12	Cohort Retention Rate	0%	65%	73%	45%	80%	60%	82%	0%	0%	0%	0%	0%		68%

13	Percentage of Program Completed	15%	25%	50%	75%
14	Total Students Retained	53	44	31	0
15	Total Students	82	67	46	0
16	Program Retention Rates	65%	66%	67%	0%

Cancel

Save