

Annual Report: **2023**

School Number: **076006**

School Name: **United Education Institute**

Type: **Branch** Annual Report Status: **Submitted**

Address1: **971 N. Hairston Rd.**

City: **Stone Mountain**

State: **GA**

Zip: **30083**

| | | | |
|--------|----------------------------|-------------------------|--|
| Cancel | Report Prepared by: | Brian Bursey | <input checked="" type="checkbox"/> Complete Save |
| | Report Completed by: | Brian Bursey | |
| | Report Completed by Email: | burseyb@ieccolleges.com | |

PART 1 - SCHOOL DEMOGRAPHIC DATA

| | | | | |
|-------------------------------|--|--------------------------------|---------------------------------|------------------|
| School Director | Salutation: | Mr. ▼ | Director Email: | blakelyh@uei.edu |
| First Name: | Hank | | Last Name: | Blakely |
| | | | Unemployment Rate: | 5.8 % |
| Demographic Location: | Metro Level D - Areas of less than 100,000 ▼ | | Median Yearly Household Income: | 44716.00 |
| Website Directory Email: | BlakelyH@uei.edu | | | |
| Official Correspondence Name: | Sandra Gracia | Official Correspondence Email: | gracias@uei.edu | |
| Official Correspondence Name: | Michelle Zagorski | Official Correspondence Email: | ZagorskiM@ieccolleges.com | |
| Chief Executive Officer Name: | Fardad Fateri | Chief Executive Officer Email: | faterif@ieccolleges.com | |

PART 1a - Additional Contacts

| | | | |
|-------------------------|-------------------|-------------------|---------------------------|
| 1. Department Director: | Sanrda Gracia | 1. Email Address: | gracias@uei.edu |
| 2. Department Director: | Michelle Zagorski | 2. Email Address: | ZagorskiM@ieccolleges.com |
| 3. Department Director: | Brian Bursey | 3. Email Address: | BurseyB@ieccolleges.com |
| 4. Department Director: | | 4. Email Address: | |
| 5. Department Director: | | 5. Email Address: | |

PART 2 - OPERATIONS

| | |
|---|--|
| How is the school legally established? C Corporation ▼ Other accrediting agencies: | <input type="checkbox"/> Check this box if there are legal actions pending against the school If checked, please provide a brief summary: |
| Was the school operating under a Warning, Probation or on Reporting as issued by any other regulatory agency (ex. accrediting agency, state) between July 1, 2022 and June 30, 2023? If so, select all that apply: <input type="checkbox"/> Warning <input type="checkbox"/> Show Cause Order <input type="checkbox"/> Probation <input type="checkbox"/> Reporting If so, please provide a brief summary about the current status: | |
| <input checked="" type="checkbox"/> Warning <input type="checkbox"/> Show Cause Order <input type="checkbox"/> Probation <input type="checkbox"/> Reporting <input type="checkbox"/> Heightened Monitoring <input type="checkbox"/> Check this box if any program reviews or audits, not including fiscal year end audit of financial statements, have been conducted by federal, state, or private agencies. If so, please provide a brief summary about the current status: | |
| <input checked="" type="checkbox"/> Check this box if a Corporation owns the school | |
| Corporation Name: | International Education Corporation |
| Corporation Address: | 16485 Laguna Canyon Road |
| State: | California ▼ |
| Phone: | (949) 272-7200 |
| <input type="checkbox"/> Check this box if another Corporation/individual owns stock of the corporation that owns the school | <input type="checkbox"/> Check this box if the school is publicly traded |
| Corporate Compliance Officer: | Sandra Gracia |
| Phone: | (209) 774-5322 |
| | Executive Director of Reg |
| | gracias@uei.edu |

PART 2a - OWNERSHIP

Identify the legal entity or individual(s) who directly owns 5% or more of the school (i.e., the first level of ownership)

| | | | |
|-----------------------|-------------------|-------|---------------|
| Name: IEC Corporation | Percentage: 100 % | Name: | Percentage: % |
| Name: | Percentage: % | Name: | Percentage: % |
| Name: | Percentage: % | Name: | Percentage: % |
| Name: | Percentage: % | Name: | Percentage: % |
| Name: | Percentage: % | Name: | Percentage: % |

If more than one level of ownership exists between the entity that directly owns the school and the ultimate owners, identify each entity and percentage of ownership in the ownership chain, up to and including the parent entity in the chain of ownership.

| Level 2 | Level 3 | Level 4 | Level 5 |
|-------------------------------|--------------------|-----------------------------|-------------------------------|
| Name: SP/Palm IEC Holdings LL | Name: Palm IEC LLC | Name: Palm IEC Holdings LLC | Name: Berggruen Holdings N.A. |
| Percentage: 59.42 % | Percentage: 100 % | Percentage: 100 % | Percentage: 97.25 % |
| Name: Koonal Gandhi | | | Name: Jared Bluestein |
| Percentage: 1.65 % | | | Percentage: 2.75 % |
| Name: Mgnt and Board | | | |
| Percentage: 3.81 % | | | Percentage: % |
| Name: ESOP | | | Name: |
| Percentage: 35.12 % | | | Percentage: % |
| Name: | | | Name: |
| Percentage: % | | | Percentage: % |

Identify the individuals who own 10% or more of the final legal entity (ultimate parent).

| | | | |
|--------------------------------|-------------------|-------|---------------|
| Name: Berggruen Holdings LLC | Percentage: 100 % | Name: | Percentage: % |
| Name: Nicolas Berggruen Charit | Percentage: 100 % | Name: | Percentage: % |
| Name: | Percentage: % | Name: | Percentage: % |
| Name: | Percentage: % | Name: | Percentage: % |
| Name: | Percentage: % | Name: | Percentage: % |

PART 2b - NON-PROFIT BOARD MEMBERS

☐ If the school is part of/owned by a non-profit organization/corporation, this certifies that an individual/entity group (owner or manager) that has any financial interest in the non-profit organization/corporation does not serve as a board member, have a seat on the Board, or is not a member of the non-profit corporation.

Board Chair

Name:

Board Member Names

Name:

Name:

Name:

Name:

Name:

Name:

Name:

Name:

Name:

Name:

Name:

Name:

Name:

Name:

Name:

Name:


Name:




Name:

Name:

Name:

PART 2c - OPERATIONAL DATA

- ☐ Yes ☒ No Does the school have approval to offer a degree program?
- ☒ Yes ☐ No Does the school have ACCSC approval to offer any portion of a program via Distance Education? 
- ☐ Yes ☒ No If yes, does the school offer any programs via 100% Distance Education?
- ☐ Yes ☒ No Does the school have ACCSC approval to offer any avocational / continuing education courses?
- ☒ Yes ☐ No Does the school admit Ability-to-Benefit students?
- ☒ Yes ☐ No Through your standard procedure (not only as part of your renewal), have you or will you have a third party review your employment information?
- If yes, what company do you use or plan on using?

| | | | |
|-------------------------|---|--|---|
| Fiscal Year-End | Individual School Gross Tuition Revenue  | Financial Aid Participant: <input checked="" type="radio"/> Yes <input type="radio"/> No | OPEID:  031133 |
| Most Recent: 2022 ▼ | 7432430.00 | 3-Year Cohort Default Rate 2020:  0 % | |
| 2nd Most Recent: 2021 ▼ | 0.00 | 3-Year Cohort Default Rate 2019: 4.4 % | |
| 3rd Most Recent: 2020 ▼ | 0.00 | 3-Year Cohort Default Rate 2018: 11 % | |

PART 2d - SUBSTANTIVE CHANGES July 1, 2022 - June 30, 2023

- ☐ Yes ☒ No Did the school change location?
- ☐ Yes ☒ No Did the school change its name?
- ☐ Yes ☒ No Did the school establish a separate facility?
- ☐ Yes ☒ No Did the school Teach-Out or discontinue any programs?
- ☐ Yes ☒ No Did the school modify the clock or credit hours for any program?
- ☐ Yes ☒ No Did the school offer any new programs?
- ☐ Yes ☒ No Did the school offer a degree program for the first time?
- ☐ Yes ☒ No Did the school change in ownership/control?
- ☐ Yes ☒ No If so, did the school submit an application for a change of ownership/control?

PART 3 - CHARACTERISTICS OF STUDENT ENROLLMENT

| | |
|--|-------------|
| Student Enrollment - July 1, 2022: | 353 |
| Additional enrollments: July 1, 2022 - June 30, 2023 | 853 |
| Total Enrollments: | 1206 |
| Students Graduated: July 1, 2022 - June 30, 2023 | 291 |
| Students who withdrew or were terminated: July 1, 2022 - June 30, 2023 | 411 |
| Total Enrollment as of June 30, 2023: | 504 |
| If there are zero student enrollments for July 1, 2022 and/or June 30, 2023, please provide a brief explanation: | |
| <div></div> | |
| Percentage of students receiving: | |
| Title IV Financial Assistance: | 99.8 % |
| Title IV Pell Grants: | 96.8 % |
| Title IV Loans: | 98.2 % |
| Non-Title IV Assistance: | 19.4 % |
| How many hours did faculty, staff and students devote to Community Service projects and activities organized by the school?: | 40 |
| Total student enrollment in any avocational / continuing education courses: July 1, 2022 - June 30, 2023 | 0 |

Cancel

Save

Annual Report: **2023**

 Address1: **971 N. Hairston Rd.**

School Number: **076006**

 City: **Stone Mountain**

School Name: **United Education Institute**

 State: **GA**

Type: **Branch**

 Zip: **30083**

Annual Report Status: **Submitted**

Cancel

☒ Complete

Save

PROGRAM ENROLLMENT SUMMARY

| | | | |
|--|--------------------------------|--|----------|
| ACCSC Approved Program Title: | Business Office Administration | | |
| Program Code: | 1000 | | |
| Credential: | Diploma | | |
| Date Approved by ACCSC: | 10/01/2021 | | |
| Program Approval Type: | | | |
| Program Length in Months: | 10 | | |
| Approved Clock Hours: | 810 | Total Tuition: | 19900.00 |
| Approved Credit Hours: | 33.5 | Additional Expenses: | 0.00 |
| Credit Hour Type | Semester | Average starting salary for graduates: | 29120.00 |
| <input checked="" type="checkbox"/> An externship is offered as a part of the program. | | | |
| Externship clock hours: | 250 | | |
| Externship credit hours | 5.5 | | |

LICENSURE/CERTIFICATION EXAMINATION ADMINISTERING AGENCY

Licensure or Certification Examination is required for Employment ☐ Yes ☒ No

ENROLLMENT DATA

Is there reportable data on the Graduation & Employment ("G&E") Chart for this program? ☐ Yes ☒ No
Retention Chart(s) is required in order to successfully submit the Annual Report.

Do students take any portion of the program via Distance Education ☒ Yes ☐ No

Number of Students enrolled as of 7/1/22

Number of students enrolled in 100% Distance Education

Number of students enrolled in an on-campus/distance education hybrid

Number of students enrolled in on-campus only (if program not offered 100% online)

Total Students Enrolled as of 7/1/22: 16

Additional Students enrolled between 7/1/22 and 6/30/23:

Number of students enrolled in 100% Distance Education

Number of students enrolled in a on-campus/distance education hybrid

Number of students enrolled in on-campus only (if program not offered 100% online)

Total number of additional student enrollments between 7/1/22 and 6/30/23 38

Total Students 54

Satellite Location Enrollment ☐ Yes ☒ No

Graduated Between 7/1/22 and 6/30/23

| | | | |
|----------------------------------|--------------------------------|--|--|
| i. Employed in field: | <input type="text" value="9"/> | | |
| ii. Employed in unrelated field: | <input type="text" value="0"/> | | |
| iii. Further Ed: 4 year college: | <input type="text" value="0"/> | | |
| iv. Further Ed: 2 year college: | <input type="text" value="0"/> | | |
| v. Further Ed: Trade school: | <input type="text" value="0"/> | | |
| vi. Further Ed: Other Training: | <input type="text" value="0"/> | | |
| vii. Unemployed: | <input type="text" value="1"/> | | |
| viii. Unknown: | <input type="text" value="0"/> | | |
| ix. Incarcerated: | <input type="text" value="0"/> | | |
| x. Military: | <input type="text" value="0"/> | | |
| xi. Death: | <input type="text" value="0"/> | | |
| xii. Medical: | <input type="text" value="1"/> | | |
| xiii. International: | <input type="text" value="0"/> | | |
| Total Graduated: | 11 | | |

Withdrew or Terminated Between 7/1/22 and 6/30/23 

| | | | |
|---|-----------|--|--|
| i. Employed in field: | 0 | | |
| ii. Employed in unrelated field: | 0 | | |
| iii. Incarcerated: | 0 | | |
| iv. Military Service: | 0 | | |
| v. Death: | 0 | | |
| vi. Medical: | 0 | | |
| vii. International Student: | 0 | | |
| viii. Financial/Family: | 0 | | |
| ix. Moved from area: | 1 | | |
| x. Personal Reasons: | 0 | | |
| xi. Attendance: | 11 | | |
| xii. Academic: | 0 | | |
| xiii. Transfer within school: | 0 | | |
| xiv. Other: | 7 | | |
| xv. Unknown: | 0 | | |
| Total Withdrew or Terminated: | 19 | | |
| Total Number of Students Enrolled as of 6/30/23: | 24 | | |

| | | | |
|--|----|--|------|
| For the following questions, please identify the characteristics for students enrolled as of 6/30/23 | | | |
| a. No HS Diploma/GED: | 5 | a. Under 25: | 5 |
| b. GED: | 3 | b. 25-34: | 9 |
| c. HS Diploma: | 16 | c. 35-44: | 7 |
| d. Post-Secondary: | 0 | d. 45-Over: | 3 |
| e. Associates: | 0 | Total by Age: | 24 |
| f. Baccalaureate: | 0 | a. White: | 0 |
| g. Post Baccalaureate: | 0 | b. Black or African American: | 11 |
| Total by Credential: | 24 | c. Hispanic/Latino: | 0 |
| a. Male: | 9 | d. Asian: | 0 |
| b. Female: | 15 | e. American Indian or Alaska Native: | 0 |
| c. Not disclosed | 0 | f. Native Hawaiian or Other Pacific Islander | 0 |
| Total by Gender: | 24 | g. Two or more races | 0 |
| | | h. Race and Ethnicity unknown: | 13 |
| | | Total by Ethnicity: | 24 |
| Cancel | | | Save |

Annual Report: **2023**

 Address1: **971 N. Hairston Rd.**

School Number: **076006**

 City: **Stone Mountain**

School Name: **United Education Institute**

 State: **GA**

Type: **Branch**

 Zip: **30083**

Annual Report Status: **Submitted**

Cancel

☒ Complete

Save

PROGRAM ENROLLMENT SUMMARY

| | | | |
|--|------------------|--|----------|
| ACCSC Approved Program Title: | Dental Assistant | | |
| Program Code: | 106 | | |
| Credential: | Diploma | | |
| Date Approved by ACCSC: | 10/01/2021 | | |
| Program Approval Type: | | | |
| Program Length in Months: | 9 | | |
| Approved Clock Hours: | 800 | Total Tuition: | 19900.00 |
| Approved Credit Hours: | 35 | Additional Expenses: | 0.00 |
| Credit Hour Type | Semester | Average starting salary for graduates: | 33240.00 |
| <input checked="" type="checkbox"/> An externship is offered as a part of the program. | | | |
| Externship clock hours: | 170 | | |
| Externship credit hours | 3.5 | | |

LICENSURE/CERTIFICATION EXAMINATION ADMINISTERING AGENCY

Licensure or Certification Examination is required for Employment ☐ Yes ☒ No

ENROLLMENT DATA

Is there reportable data on the Graduation & Employment ("G&E") Chart for this program? ☐ Yes ☒ No
Retention Chart(s) is required in order to successfully submit the Annual Report.

Do students take any portion of the program via Distance Education ☒ Yes ☐ No

Number of Students enrolled as of 7/1/22

Number of students enrolled in 100% Distance Education

Number of students enrolled in an on-campus/distance education hybrid

Number of students enrolled in on-campus only (if program not offered 100% online)

Total Students Enrolled as of 7/1/22: 77

Additional Students enrolled between 7/1/22 and 6/30/23:

Number of students enrolled in 100% Distance Education

Number of students enrolled in a on-campus/distance education hybrid

Number of students enrolled in on-campus only (if program not offered 100% online)


Total number of additional student enrollments between 7/1/22 and 6/30/23 178

Total Students 255

Satellite Location Enrollment ☐ Yes ☒ No

Graduated Between 7/1/22 and 6/30/23

| | | | |
|----------------------------------|---------------------------------|--|--|
| i. Employed in field: | <input type="text" value="56"/> | | |
| ii. Employed in unrelated field: | <input type="text" value="0"/> | | |
| iii. Further Ed: 4 year college: | <input type="text" value="0"/> | | |
| iv. Further Ed: 2 year college: | <input type="text" value="0"/> | | |
| v. Further Ed: Trade school: | <input type="text" value="0"/> | | |
| vi. Further Ed: Other Training: | <input type="text" value="0"/> | | |
| vii. Unemployed: | <input type="text" value="8"/> | | |
| viii. Unknown: | <input type="text" value="0"/> | | |
| ix. Incarcerated: | <input type="text" value="0"/> | | |
| x. Military: | <input type="text" value="0"/> | | |
| xi. Death: | <input type="text" value="0"/> | | |
| xii. Medical: | <input type="text" value="3"/> | | |
| xiii. International: | <input type="text" value="0"/> | | |
| Total Graduated: | 67 | | |

| Withdrew or Terminated Between 7/1/22 and 6/30/23  | | | |
|--|------------|--|--|
| i. Employed in field: | 0 | | |
| ii. Employed in unrelated field: | 0 | | |
| iii. Incarcerated: | 0 | | |
| iv. Military Service: | 0 | | |
| v. Death: | 1 | | |
| vi. Medical: | 0 | | |
| vii. International Student: | 0 | | |
| viii. Financial/Family: | 1 | | |
| ix. Moved from area: | 0 | | |
| x. Personal Reasons: | 0 | | |
| xi. Attendance: | 54 | | |
| xii. Academic: | 0 | | |
| xiii. Transfer within school: | 0 | | |
| xiv. Other: | 26 | | |
| xv. Unknown: | 0 | | |
| Total Withdrew or Terminated: | 82 | | |
| Total Number of Students Enrolled as of 6/30/23: | 106 | | |

| | | | |
|--|-----|--|------|
| For the following questions, please identify the characteristics for students enrolled as of 6/30/23 | | | |
| a. No HS Diploma/GED: | 16 | a. Under 25: | 52 |
| b. GED: | 11 | b. 25-34: | 44 |
| c. HS Diploma: | 79 | c. 35-44: | 9 |
| d. Post-Secondary: | 0 | d. 45-Over: | 1 |
| e. Associates: | 0 | Total by Age: | 106 |
| f. Baccalaureate: | 0 | a. White: | 1 |
| g. Post Baccalaureate: | 0 | b. Black or African American: | 35 |
| Total by Credential: | 106 | c. Hispanic/Latino: | 4 |
| a. Male: | 16 | d. Asian: | 0 |
| b. Female: | 90 | e. American Indian or Alaska Native: | 0 |
| c. Not disclosed | 0 | f. Native Hawaiian or Other Pacific Islander | 0 |
| Total by Gender: | 106 | g. Two or more races | 1 |
| | | h. Race and Ethnicity unknown: | 65 |
| | | Total by Ethnicity: | 106 |
| Cancel | | | Save |

Annual Report: **2023**

 Address1: **971 N. Hairston Rd.**

School Number: **076006**

 City: **Stone Mountain**

School Name: **United Education Institute**

 State: **GA**

Type: **Branch**

 Zip: **30083**

Annual Report Status: **Submitted**

Cancel

☒ Complete

Save

PROGRAM ENROLLMENT SUMMARY

| | | | |
|---|------------------------|--|----------|
| ACCSC Approved Program Title: | Electrician Technician | | |
| Program Code: | 935 | | |
| Credential: | Diploma | | |
| Date Approved by ACCSC: | 10/01/2021 | | |
| Program Approval Type: | | | |
| Program Length in Months: | 10 | | |
| Approved Clock Hours: | 720 | Total Tuition: | 21500.00 |
| Approved Credit Hours: | 36 | Additional Expenses: | 0.00 |
| Credit Hour Type | Semester | Average starting salary for graduates: | 39543.00 |
| <input type="checkbox"/> An externship is offered as a part of the program. | | | |
| Externship clock hours: | 0 | | |
| Externship credit hours | 0 | | |

LICENSURE/CERTIFICATION EXAMINATION ADMINISTERING AGENCY

Licensure or Certification Examination is required for Employment
 ☐ Yes
 ☒ No

ENROLLMENT DATA

Is there reportable data on the Graduation & Employment ("G&E") Chart for this program? ☐ Yes ☒ No
Retention Chart(s) is required in order to successfully submit the Annual Report.

Do students take any portion of the program via Distance Education ☒ Yes ☐ No

Number of Students enrolled as of 7/1/22

Number of students enrolled in 100% Distance Education

Number of students enrolled in an on-campus/distance education hybrid

Number of students enrolled in on-campus only (if program not offered 100% online)

Total Students Enrolled as of 7/1/22: 46

Additional Students enrolled between 7/1/22 and 6/30/23:

Number of students enrolled in 100% Distance Education

Number of students enrolled in a on-campus/distance education hybrid

Number of students enrolled in on-campus only (if program not offered 100% online)


Total number of additional student enrollments between 7/1/22 and 6/30/23 103


Total Students 149

Satellite Location Enrollment ☐ Yes ☒ No

Graduated Between 7/1/22 and 6/30/23

| | | | |
|----------------------------------|---------------------------------|--|--|
| i. Employed in field: | <input type="text" value="25"/> | | |
| ii. Employed in unrelated field: | <input type="text" value="0"/> | | |
| iii. Further Ed: 4 year college: | <input type="text" value="0"/> | | |
| iv. Further Ed: 2 year college: | <input type="text" value="0"/> | | |
| v. Further Ed: Trade school: | <input type="text" value="0"/> | | |
| vi. Further Ed: Other Training: | <input type="text" value="0"/> | | |
| vii. Unemployed: | <input type="text" value="7"/> | | |
| viii. Unknown: | <input type="text" value="0"/> | | |
| ix. Incarcerated: | <input type="text" value="0"/> | | |
| x. Military: | <input type="text" value="0"/> | | |
| xi. Death: | <input type="text" value="0"/> | | |
| xii. Medical: | <input type="text" value="1"/> | | |
| xiii. International: | <input type="text" value="0"/> | | |
| Total Graduated: | 33 | | |

| Withdrew or Terminated Between 7/1/22 and 6/30/23  | | | |
|--|-----------|--|--|
| i. Employed in field: | 0 | | |
| ii. Employed in unrelated field: | 0 | | |
| iii. Incarcerated: | 0 | | |
| iv. Military Service: | 0 | | |
| v. Death: | 0 | | |
| vi. Medical: | 0 | | |
| vii. International Student: | 0 | | |
| viii. Financial/Family: | 0 | | |
| ix. Moved from area: | 0 | | |
| x. Personal Reasons: | 1 | | |
| xi. Attendance: | 34 | | |
| xii. Academic: | 1 | | |
| xiii. Transfer within school: | 0 | | |
| xiv. Other: | 13 | | |
| xv. Unknown: | 0 | | |
| Total Withdrew or Terminated: | 49 | | |
| Total Number of Students Enrolled as of 6/30/23: | 67 | | |

| For the following questions, please identify the characteristics for students enrolled as of 6/30/23  | | | |
|--|---------------------------------|--|---------------------------------|
| a. No HS Diploma/GED: | <input type="text" value="11"/> | a. Under 25: | <input type="text" value="23"/> |
| b. GED: | <input type="text" value="11"/> | b. 25-34: | <input type="text" value="22"/> |
| c. HS Diploma: | <input type="text" value="45"/> | c. 35-44: | <input type="text" value="17"/> |
| d. Post-Secondary: | <input type="text" value="0"/> | d. 45-Over: | <input type="text" value="5"/> |
| e. Associates: | <input type="text" value="0"/> | Total by Age: | 67 |
| f. Baccalaureate: | <input type="text" value="0"/> | a. White: | <input type="text" value="2"/> |
| g. Post Baccalaureate: | <input type="text" value="0"/> | b. Black or African American: | <input type="text" value="25"/> |
| Total by Credential: | 67 | c. Hispanic/Latino: | <input type="text" value="6"/> |
| a. Male: | <input type="text" value="57"/> | d. Asian: | <input type="text" value="2"/> |
| b. Female: | <input type="text" value="10"/> | e. American Indian or Alaska Native: | <input type="text" value="1"/> |
| c. Not disclosed | <input type="text" value="0"/> | f. Native Hawaiian or Other Pacific Islander | <input type="text" value="0"/> |
| Total by Gender: | 67 | g. Two or more races | <input type="text" value="0"/> |
| | | h. Race and Ethnicity unknown: | <input type="text" value="31"/> |
| | | Total by Ethnicity: | 67 |
| <div>Cancel</div> | | | <div>Save</div> |

Annual Report: **2023**

 Address1: **971 N. Hairston Rd.**

School Number: **076006**

 City: **Stone Mountain**

School Name: **United Education Institute**

 State: **GA**

Type: **Branch**

 Zip: **30083**

Annual Report Status: **Submitted**

Cancel

☒ Complete

Save

PROGRAM ENROLLMENT SUMMARY

| | | | |
|---|---|--|----------|
| ACCSC Approved Program Title: | Heating, Ventilation and Air Conditioning | | |
| Program Code: | 940 | | |
| Credential: | Diploma | | |
| Date Approved by ACCSC: | 10/01/2021 | | |
| Program Approval Type: | | | |
| Program Length in Months: | 10 | | |
| Approved Clock Hours: | 720 | Total Tuition: | 21500.00 |
| Approved Credit Hours: | 36 | Additional Expenses: | 0.00 |
| Credit Hour Type | Semester | Average starting salary for graduates: | 42062.00 |
| <input type="checkbox"/> An externship is offered as a part of the program. | | | |
| Externship clock hours: | 0 | | |
| Externship credit hours | 0 | | |

LICENSURE/CERTIFICATION EXAMINATION ADMINISTERING AGENCY

Licensure or Certification Examination is required for Employment
 ☐ Yes
 ☒ No

ENROLLMENT DATA

Is there reportable data on the Graduation & Employment ("G&E") Chart for this program? ☐ Yes ☒ No
Retention Chart(s) is required in order to successfully submit the Annual Report.

Do students take any portion of the program via Distance Education ☒ Yes ☐ No

Number of Students enrolled as of 7/1/22

Number of students enrolled in 100% Distance Education

Number of students enrolled in an on-campus/distance education hybrid

Number of students enrolled in on-campus only (if program not offered 100% online)

Total Students Enrolled as of 7/1/22: 48

Additional Students enrolled between 7/1/22 and 6/30/23:

Number of students enrolled in 100% Distance Education

Number of students enrolled in a on-campus/distance education hybrid

Number of students enrolled in on-campus only (if program not offered 100% online)

Total number of additional student enrollments between 7/1/22 and 6/30/23 140

Total Students 188

Satellite Location Enrollment ☐ Yes ☒ No

Graduated Between 7/1/22 and 6/30/23

| | | | |
|----------------------------------|---------------------------------|--|--|
| i. Employed in field: | <input type="text" value="37"/> | | |
| ii. Employed in unrelated field: | <input type="text" value="0"/> | | |
| iii. Further Ed: 4 year college: | <input type="text" value="0"/> | | |
| iv. Further Ed: 2 year college: | <input type="text" value="0"/> | | |
| v. Further Ed: Trade school: | <input type="text" value="0"/> | | |
| vi. Further Ed: Other Training: | <input type="text" value="0"/> | | |
| vii. Unemployed: | <input type="text" value="7"/> | | |
| viii. Unknown: | <input type="text" value="0"/> | | |
| ix. Incarcerated: | <input type="text" value="0"/> | | |
| x. Military: | <input type="text" value="0"/> | | |
| xi. Death: | <input type="text" value="0"/> | | |
| xii. Medical: | <input type="text" value="0"/> | | |
| xiii. International: | <input type="text" value="0"/> | | |
| Total Graduated: | 44 | | |

Withdrew or Terminated Between 7/1/22 and 6/30/23 

| | | | |
|---|-----------|--|--|
| i. Employed in field: | 0 | | |
| ii. Employed in unrelated field: | 0 | | |
| iii. Incarcerated: | 0 | | |
| iv. Military Service: | 0 | | |
| v. Death: | 0 | | |
| vi. Medical: | 0 | | |
| vii. International Student: | 0 | | |
| viii. Financial/Family: | 1 | | |
| ix. Moved from area: | 1 | | |
| x. Personal Reasons: | 0 | | |
| xi. Attendance: | 27 | | |
| xii. Academic: | 0 | | |
| xiii. Transfer within school: | 0 | | |
| xiv. Other: | 28 | | |
| xv. Unknown: | 0 | | |
| Total Withdrew or Terminated: | 57 | | |
| Total Number of Students Enrolled as of 6/30/23: | 87 | | |

| | | | |
|--|----|--|------|
| For the following questions, please identify the characteristics for students enrolled as of 6/30/23 | | | |
| a. No HS Diploma/GED: | 7 | a. Under 25: | 33 |
| b. GED: | 12 | b. 25-34: | 29 |
| c. HS Diploma: | 67 | c. 35-44: | 19 |
| d. Post-Secondary: | 0 | d. 45-Over: | 6 |
| e. Associates: | 0 | Total by Age: | 87 |
| f. Baccalaureate: | 1 | a. White: | 1 |
| g. Post Baccalaureate: | 0 | b. Black or African American: | 19 |
| Total by Credential: | 87 | c. Hispanic/Latino: | 3 |
| a. Male: | 81 | d. Asian: | 0 |
| b. Female: | 6 | e. American Indian or Alaska Native: | 0 |
| c. Not disclosed | 0 | f. Native Hawaiian or Other Pacific Islander | 1 |
| Total by Gender: | 87 | g. Two or more races | 0 |
| | | h. Race and Ethnicity unknown: | 63 |
| | | Total by Ethnicity: | 87 |
| Cancel | | | Save |

Annual Report:

2023

School Number:

076006

School Name:

United Education Institute

Type:

Branch

Annual Report Status:

Submitted

Address1:

971 N. Hairston Rd.

City:

Stone Mountain

State:

GA

Zip:

30083

Cancel

☒ Complete

Save

PROGRAM ENROLLMENT SUMMARY

| | | | |
|--|-------------------|--|----------|
| ACCSC Approved Program Title: | Medical Assistant | | |
| Program Code: | 124 | | |
| Credential: | Diploma | | |
| Date Approved by ACCSC: | 10/01/2021 | | |
| Program Approval Type: | | | |
| Program Length in Months: | 10 | | |
| Approved Clock Hours: | 810 | Total Tuition: | 19900.00 |
| Approved Credit Hours: | 33.5 | Additional Expenses: | 0.00 |
| Credit Hour Type | Semester | Average starting salary for graduates: | 32482.00 |
| <input checked="" type="checkbox"/> An externship is offered as a part of the program. | | | |
| Externship clock hours: | 250 | | |
| Externship credit hours | 5.5 | | |

LICENSURE/CERTIFICATION EXAMINATION ADMINISTERING AGENCY

Licensure or Certification Examination is required for Employment
 ☐ Yes
 ☒ No

ENROLLMENT DATA

Is there reportable data on the Graduation & Employment ("G&E") Chart for this program? ☐ Yes ☒ No
Retention Chart(s) is required in order to successfully submit the Annual Report.

Do students take any portion of the program via Distance Education ☒ Yes ☐ No

Number of Students enrolled as of 7/1/22

Number of students enrolled in 100% Distance Education

Number of students enrolled in an on-campus/distance education hybrid

Number of students enrolled in on-campus only (if program not offered 100% online)

Total Students Enrolled as of 7/1/22: 147

Additional Students enrolled between 7/1/22 and 6/30/23:

Number of students enrolled in 100% Distance Education

Number of students enrolled in a on-campus/distance education hybrid

Number of students enrolled in on-campus only (if program not offered 100% online)

Total number of additional student enrollments between 7/1/22 and 6/30/23 319

Total Students 466


Satellite Location Enrollment ☐ Yes ☒ No

Graduated Between 7/1/22 and 6/30/23

| | | | |
|----------------------------------|----------------------------------|--|--|
| i. Employed in field: | <input type="text" value="105"/> | | |
| ii. Employed in unrelated field: | <input type="text" value="0"/> | | |
| iii. Further Ed: 4 year college: | <input type="text" value="0"/> | | |
| iv. Further Ed: 2 year college: | <input type="text" value="0"/> | | |
| v. Further Ed: Trade school: | <input type="text" value="0"/> | | |
| vi. Further Ed: Other Training: | <input type="text" value="2"/> | | |
| vii. Unemployed: | <input type="text" value="19"/> | | |
| viii. Unknown: | <input type="text" value="0"/> | | |
| ix. Incarcerated: | <input type="text" value="0"/> | | |
| x. Military: | <input type="text" value="0"/> | | |
| xi. Death: | <input type="text" value="0"/> | | |
| xii. Medical: | <input type="text" value="2"/> | | |
| xiii. International: | <input type="text" value="0"/> | | |
| Total Graduated: | 128 | | |

Withdrew or Terminated Between 7/1/22 and 6/30/23 

| | | | |
|---|------------|--|--|
| i. Employed in field: | 0 | | |
| ii. Employed in unrelated field: | 0 | | |
| iii. Incarcerated: | 0 | | |
| iv. Military Service: | 0 | | |
| v. Death: | 0 | | |
| vi. Medical: | 0 | | |
| vii. International Student: | 0 | | |
| viii. Financial/Family: | 0 | | |
| ix. Moved from area: | 4 | | |
| x. Personal Reasons: | 3 | | |
| xi. Attendance: | 104 | | |
| xii. Academic: | 0 | | |
| xiii. Transfer within school: | 0 | | |
| xiv. Other: | 48 | | |
| xv. Unknown: | 0 | | |
| Total Withdrew or Terminated: | 159 | | |
| Total Number of Students Enrolled as of 6/30/23: | 179 | | |

| For the following questions, please identify the characteristics for students enrolled as of 6/30/23  | | | |
|--|----------------------------------|--|---------------------------------|
| a. No HS Diploma/GED: | <input type="text" value="38"/> | a. Under 25: | <input type="text" value="83"/> |
| b. GED: | <input type="text" value="13"/> | b. 25-34: | <input type="text" value="66"/> |
| c. HS Diploma: | <input type="text" value="127"/> | c. 35-44: | <input type="text" value="20"/> |
| d. Post-Secondary: | <input type="text" value="0"/> | d. 45-Over: | <input type="text" value="10"/> |
| e. Associates: | <input type="text" value="0"/> | Total by Age: | 179 |
| f. Baccalaureate: | <input type="text" value="1"/> | a. White: | <input type="text" value="2"/> |
| g. Post Baccalaureate: | <input type="text" value="0"/> | b. Black or African American: | <input type="text" value="65"/> |
| Total by Credential: | 179 | c. Hispanic/Latino: | <input type="text" value="10"/> |
| a. Male: | <input type="text" value="13"/> | d. Asian: | <input type="text" value="1"/> |
| b. Female: | <input type="text" value="166"/> | e. American Indian or Alaska Native: | <input type="text" value="0"/> |
| c. Not disclosed | <input type="text" value="0"/> | f. Native Hawaiian or Other Pacific Islander | <input type="text" value="0"/> |
| Total by Gender: | 179 | g. Two or more races | <input type="text" value="2"/> |
| | | h. Race and Ethnicity unknown: | <input type="text" value="99"/> |
| | | Total by Ethnicity: | 179 |
| <div>Cancel</div> | | | <div>Save</div> |

Annual Report: **2023**

 Address1: **971 N. Hairston Rd.**

School Number: **076006**

 City: **Stone Mountain**

School Name: **United Education Institute**

 State: **GA**

Type: **Branch**

 Zip: **30083**

Annual Report Status: **Submitted**

Cancel

☒ Complete

Save

PROGRAM ENROLLMENT SUMMARY

| | | | |
|--|--------------------------------------|--|----------|
| ACCSC Approved Program Title: | Medical Billing and Insurance Coding | | |
| Program Code: | 128 | | |
| Credential: | Diploma | | |
| Date Approved by ACCSC: | 10/01/2021 | | |
| Program Approval Type: | | | |
| Program Length in Months: | 10 | | |
| Approved Clock Hours: | 810 | Total Tuition: | 19900.00 |
| Approved Credit Hours: | 33.5 | Additional Expenses: | 0.00 |
| Credit Hour Type | Semester | Average starting salary for graduates: | 34320.00 |
| <input checked="" type="checkbox"/> An externship is offered as a part of the program. | | | |
| Externship clock hours: | 250 | | |
| Externship credit hours | 5.5 | | |

LICENSURE/CERTIFICATION EXAMINATION ADMINISTERING AGENCY

Licensure or Certification Examination is required for Employment ☐ Yes ☒ No

ENROLLMENT DATA

Is there reportable data on the Graduation & Employment ("G&E") Chart for this program? ☐ Yes ☒ No
Retention Chart(s) is required in order to successfully submit the Annual Report.

Do students take any portion of the program via Distance Education ☒ Yes ☐ No

Number of Students enrolled as of 7/1/22

Number of students enrolled in 100% Distance Education

Number of students enrolled in an on-campus/distance education hybrid

Number of students enrolled in on-campus only (if program not offered 100% online)

Total Students Enrolled as of 7/1/22: 19

Additional Students enrolled between 7/1/22 and 6/30/23:

Number of students enrolled in 100% Distance Education

Number of students enrolled in a on-campus/distance education hybrid

Number of students enrolled in on-campus only (if program not offered 100% online)

Total number of additional student enrollments between 7/1/22 and 6/30/23: 75

Total Students 94

Satellite Location Enrollment ☐ Yes ☒ No

Graduated Between 7/1/22 and 6/30/23

| | | | |
|----------------------------------|--------------------------------|--|--|
| i. Employed in field: | <input type="text" value="6"/> | | |
| ii. Employed in unrelated field: | <input type="text" value="0"/> | | |
| iii. Further Ed: 4 year college: | <input type="text" value="0"/> | | |
| iv. Further Ed: 2 year college: | <input type="text" value="0"/> | | |
| v. Further Ed: Trade school: | <input type="text" value="0"/> | | |
| vi. Further Ed: Other Training: | <input type="text" value="0"/> | | |
| vii. Unemployed: | <input type="text" value="1"/> | | |
| viii. Unknown: | <input type="text" value="0"/> | | |
| ix. Incarcerated: | <input type="text" value="0"/> | | |
| x. Military: | <input type="text" value="0"/> | | |
| xi. Death: | <input type="text" value="0"/> | | |
| xii. Medical: | <input type="text" value="1"/> | | |
| xiii. International: | <input type="text" value="0"/> | | |
| Total Graduated: | 8 | | |

Withdrew or Terminated Between 7/1/22 and 6/30/23 

| | | | |
|---|-----------|--|--|
| i. Employed in field: | 0 | | |
| ii. Employed in unrelated field: | 0 | | |
| iii. Incarcerated: | 0 | | |
| iv. Military Service: | 0 | | |
| v. Death: | 0 | | |
| vi. Medical: | 0 | | |
| vii. International Student: | 0 | | |
| viii. Financial/Family: | 0 | | |
| ix. Moved from area: | 0 | | |
| x. Personal Reasons: | 0 | | |
| xi. Attendance: | 21 | | |
| xii. Academic: | 0 | | |
| xiii. Transfer within school: | 0 | | |
| xiv. Other: | 24 | | |
| xv. Unknown: | 0 | | |
| Total Withdrew or Terminated: | 45 | | |
| Total Number of Students Enrolled as of 6/30/23: | 41 | | |

| | | | |
|--|----|--|------|
| For the following questions, please identify the characteristics for students enrolled as of 6/30/23 | | | |
| a. No HS Diploma/GED: | 9 | a. Under 25: | 8 |
| b. GED: | 3 | b. 25-34: | 20 |
| c. HS Diploma: | 29 | c. 35-44: | 10 |
| d. Post-Secondary: | 0 | d. 45-Over: | 3 |
| e. Associates: | 0 | Total by Age: | 41 |
| f. Baccalaureate: | 0 | a. White: | 0 |
| g. Post Baccalaureate: | 0 | b. Black or African American: | 22 |
| Total by Credential: | 41 | c. Hispanic/Latino: | 0 |
| a. Male: | 4 | d. Asian: | 0 |
| b. Female: | 37 | e. American Indian or Alaska Native: | 0 |
| c. Not disclosed | 0 | f. Native Hawaiian or Other Pacific Islander | 1 |
| Total by Gender: | 41 | g. Two or more races | 1 |
| | | h. Race and Ethnicity unknown: | 17 |
| | | Total by Ethnicity: | 41 |
| Cancel | | | Save |

Annual Report:

2023

School Number:

076006

School Name:

United Education Institute

Type:

Branch

Annual Report Status:

Submitted

Address:

971 N. Hairston Rd.

City:

Stone Mountain

State:

GA

Zip:

30083

RETENTION CHART

Cancel

☒ Complete

Save

Approved Program Title

Business Office Administration

Program Code

1000

Credential

Diploma

Report Date

7/2023

Program Length in Months:

10

Cohort Start Date help

12/2022

Cohort End Date:

6/2023

REPORTING PERIOD

| | | | | | | | | | | | | | | | | |
|----|---|-------|-------|-------|-------|-------|-------|-------|------|------|------|------|------|----|-------|---|
| 1 | Cohort Start Date (e.g. 01/21) | 12/22 | 01/23 | 02/23 | 03/23 | 04/23 | 05/23 | 06/23 | | | | | | | Total | % |
| 2 | Percentage of Program Completed as of Report Date | 71% | 60% | 50% | 41% | 30% | 20% | 10% | 0% | 0% | 0% | 0% | 0% | | | |
| 3 | Percentage of Program Remaining as of Report Date | 29% | 40% | 50% | 59% | 70% | 80% | 90% | 100% | 100% | 100% | 100% | 100% | | | |
| 4 | Number Started | 0 | 6 | 3 | 3 | 7 | 1 | 2 | | | | | | 22 | | |
| 5 | Transfers to Another Program | 0 | 0 | 0 | 0 | 0 | 0 | 0 | | | | | | 0 | 0% | |
| 6 | Transfers from Another Program | 0 | 0 | 0 | 0 | 0 | 0 | 0 | | | | | | 0 | 0% | |
| 7 | Total Starts (+/- Transfers) | 0 | 6 | 3 | 3 | 7 | 1 | 2 | 0 | 0 | 0 | 0 | 0 | 22 | | |
| 8 | Unavailable for Retention | 0 | 0 | 0 | 0 | 0 | 0 | 0 | | | | | | 0 | 0% | |
| 9 | Students Available For Retention | 0 | 6 | 3 | 3 | 7 | 1 | 2 | 0 | 0 | 0 | 0 | 0 | 22 | 100% | |
| 10 | Withdrawn/Terminated Students | 0 | 2 | 0 | 0 | 3 | 0 | 1 | | | | | | 6 | 27% | |
| 11 | Total Retained Students | 0 | 4 | 3 | 3 | 4 | 1 | 1 | 0 | 0 | 0 | 0 | 0 | 16 | 73% | |
| 12 | Cohort Retention Rate | 0% | 67% | 100% | 100% | 57% | 100% | 50% | 0% | 0% | 0% | 0% | 0% | | 73% | |

| | | | | | |
|----|---------------------------------|-----|-----|-----|-----|
| 13 | Percentage of Program Completed | 15% | 25% | 50% | 75% |
| 14 | Total Students Retained | 15 | 14 | 7 | 0 |
| 15 | Total Students | 20 | 19 | 9 | 0 |
| 16 | Program Retention Rates | 75% | 74% | 78% | 0% |

| | | |
|-------------------|--|-----------------|
| <div>Cancel</div> | | <div>Save</div> |
|-------------------|--|-----------------|

Annual Report:

2023

School Number:

076006

School Name:

United Education Institute

Type:

Branch

Annual Report Status:

Submitted

Address:

971 N. Hairston Rd.

City:

Stone Mountain

State:

GA

Zip:

30083

RETENTION CHART

Cancel

☒ Complete

Save

Approved Program Title

Dental Assistant

Program Code

106

Credential

Diploma

Report Date

7/2023

Program Length in Months:

10

Cohort Start Date help

12/2022

Cohort End Date:

6/2023

REPORTING PERIOD

| | | | | | | | | | | | | | | | | |
|----|---|-------|-------|-------|-------|-------|-------|-------|------|------|------|------|------|----|-------|---|
| 1 | Cohort Start Date (e.g. 01/21) | 12/22 | 01/23 | 02/23 | 03/23 | 04/23 | 05/23 | 06/23 | | | | | | | Total | % |
| 2 | Percentage of Program Completed as of Report Date | 71% | 60% | 50% | 41% | 30% | 20% | 10% | 0% | 0% | 0% | 0% | 0% | | | |
| 3 | Percentage of Program Remaining as of Report Date | 29% | 40% | 50% | 59% | 70% | 80% | 90% | 100% | 100% | 100% | 100% | 100% | | | |
| 4 | Number Started | 0 | 31 | 9 | 16 | 12 | 13 | 12 | | | | | | 93 | | |
| 5 | Transfers to Another Program | 0 | 0 | 0 | 0 | 0 | 0 | 0 | | | | | | 0 | 0% | |
| 6 | Transfers from Another Program | 0 | 0 | 0 | 0 | 0 | 0 | 0 | | | | | | 0 | 0% | |
| 7 | Total Starts (+/- Transfers) | 0 | 31 | 9 | 16 | 12 | 13 | 12 | 0 | 0 | 0 | 0 | 0 | 93 | | |
| 8 | Unavailable for Retention | 0 | 0 | 0 | 0 | 0 | 0 | 0 | | | | | | 0 | 0% | |
| 9 | Students Available For Retention | 0 | 31 | 9 | 16 | 12 | 13 | 12 | 0 | 0 | 0 | 0 | 0 | 93 | 100% | |
| 10 | Withdrawn/Terminated Students | 0 | 6 | 1 | 4 | 0 | 3 | 0 | | | | | | 14 | 15% | |
| 11 | Total Retained Students | 0 | 25 | 8 | 12 | 12 | 10 | 12 | 0 | 0 | 0 | 0 | 0 | 79 | 85% | |
| 12 | Cohort Retention Rate | 0% | 81% | 89% | 75% | 100% | 77% | 100% | 0% | 0% | 0% | 0% | 0% | | 85% | |

| | | | | | |
|----|---------------------------------|-----|-----|-----|-----|
| 13 | Percentage of Program Completed | 15% | 25% | 50% | 75% |
| 14 | Total Students Retained | 67 | 57 | 33 | 0 |
| 15 | Total Students | 81 | 68 | 40 | 0 |
| 16 | Program Retention Rates | 83% | 84% | 83% | 0% |

Cancel

Save

Annual Report:

2023

School Number:

076006

School Name:

United Education Institute

Type:

Branch

Annual Report Status:

Submitted

Address:

971 N. Hairston Rd.

City:

Stone Mountain

State:

GA

Zip:

30083

RETENTION CHART

Cancel

Complete

Save

Approved Program Title

Electrician Technician

Program Code

935

Credential

Diploma

Report Date

7/2023

Program Length in Months:

10

Cohort Start Date help

12/2022

Cohort End Date:

6/2023

REPORTING PERIOD

| | | | | | | | | | | | | | | | | |
|----|---|-------|-------|-------|-------|-------|-------|-------|------|------|------|------|------|----|-------|---|
| 1 | Cohort Start Date (e.g. 01/21) | 12/22 | 01/23 | 02/23 | 03/23 | 04/23 | 05/23 | 06/23 | | | | | | | Total | % |
| 2 | Percentage of Program Completed as of Report Date | 71% | 60% | 50% | 41% | 30% | 20% | 10% | 0% | 0% | 0% | 0% | 0% | | | |
| 3 | Percentage of Program Remaining as of Report Date | 29% | 40% | 50% | 59% | 70% | 80% | 90% | 100% | 100% | 100% | 100% | 100% | | | |
| 4 | Number Started | 0 | 20 | 8 | 9 | 4 | 10 | 11 | | | | | | 62 | | |
| 5 | Transfers to Another Program | 0 | 0 | 0 | 0 | 0 | 0 | 0 | | | | | | 0 | 0% | |
| 6 | Transfers from Another Program | 0 | 0 | 0 | 0 | 0 | 0 | 0 | | | | | | 0 | 0% | |
| 7 | Total Starts (+/- Transfers) | 0 | 20 | 8 | 9 | 4 | 10 | 11 | 0 | 0 | 0 | 0 | 0 | 62 | | |
| 8 | Unavailable for Retention | 0 | 0 | 0 | 0 | 0 | 0 | 0 | | | | | | 0 | 0% | |
| 9 | Students Available For Retention | 0 | 20 | 8 | 9 | 4 | 10 | 11 | 0 | 0 | 0 | 0 | 0 | 62 | 100% | |
| 10 | Withdrawn/Terminated Students | 0 | 6 | 1 | 2 | 1 | 3 | 4 | | | | | | 17 | 27% | |
| 11 | Total Retained Students | 0 | 14 | 7 | 7 | 3 | 7 | 7 | 0 | 0 | 0 | 0 | 0 | 45 | 73% | |
| 12 | Cohort Retention Rate | 0% | 70% | 88% | 78% | 75% | 70% | 64% | 0% | 0% | 0% | 0% | 0% | | 73% | |

| | | | | | |
|----|---------------------------------|-----|-----|-----|-----|
| 13 | Percentage of Program Completed | 15% | 25% | 50% | 75% |
| 14 | Total Students Retained | 38 | 31 | 21 | 0 |
| 15 | Total Students | 51 | 41 | 28 | 0 |
| 16 | Program Retention Rates | 75% | 76% | 75% | 0% |

Cancel

Save

Annual Report:

2023

School Number:

076006

School Name:

United Education Institute

Type:

Branch

Annual Report Status:

Submitted

Address:

971 N. Hairston Rd.

City:

Stone Mountain

State:

GA

Zip:

30083

RETENTION CHART

Cancel

☒ Complete

Save

Approved Program Title

Heating, Ventilation and Air Conditioning

Program Code

940

Credential

Diploma

Report Date

7/2023

Program Length in Months:

10

Cohort Start Date help

12/2022

Cohort End Date:

6/2023

REPORTING PERIOD

| | | | | | | | | | | | | | | | | |
|----|---|-------|-------|-------|-------|-------|-------|-------|------|------|------|------|------|----|-------|---|
| 1 | Cohort Start Date (e.g. 01/21) | 12/22 | 01/23 | 02/23 | 03/23 | 04/23 | 05/23 | 06/23 | | | | | | | Total | % |
| 2 | Percentage of Program Completed as of Report Date | 71% | 60% | 50% | 41% | 30% | 20% | 10% | 0% | 0% | 0% | 0% | 0% | | | |
| 3 | Percentage of Program Remaining as of Report Date | 29% | 40% | 50% | 59% | 70% | 80% | 90% | 100% | 100% | 100% | 100% | 100% | | | |
| 4 | Number Started | 0 | 20 | 12 | 9 | 12 | 19 | 13 | | | | | | 85 | | |
| 5 | Transfers to Another Program | 0 | 0 | 0 | 0 | 0 | 0 | 0 | | | | | | 0 | 0% | |
| 6 | Transfers from Another Program | 0 | 0 | 0 | 0 | 0 | 0 | 0 | | | | | | 0 | 0% | |
| 7 | Total Starts (+/- Transfers) | 0 | 20 | 12 | 9 | 12 | 19 | 13 | 0 | 0 | 0 | 0 | 0 | 85 | | |
| 8 | Unavailable for Retention | 0 | 0 | 0 | 0 | 0 | 0 | 0 | | | | | | 0 | 0% | |
| 9 | Students Available For Retention | 0 | 20 | 12 | 9 | 12 | 19 | 13 | 0 | 0 | 0 | 0 | 0 | 85 | 100% | |
| 10 | Withdrawn/Terminated Students | 0 | 7 | 5 | 2 | 5 | 1 | 0 | | | | | | 20 | 24% | |
| 11 | Total Retained Students | 0 | 13 | 7 | 7 | 7 | 18 | 13 | 0 | 0 | 0 | 0 | 0 | 65 | 76% | |
| 12 | Cohort Retention Rate | 0% | 65% | 58% | 78% | 58% | 95% | 100% | 0% | 0% | 0% | 0% | 0% | | 76% | |

| | | | | | |
|----|---------------------------------|-----|-----|-----|-----|
| 13 | Percentage of Program Completed | 15% | 25% | 50% | 75% |
| 14 | Total Students Retained | 52 | 34 | 20 | 0 |
| 15 | Total Students | 72 | 53 | 32 | 0 |
| 16 | Program Retention Rates | 72% | 64% | 63% | 0% |

Cancel

Save

Annual Report:

2023

School Number:

076006

School Name:

United Education Institute

Type:

Branch

Annual Report Status:

Submitted

Address:

971 N. Hairston Rd.

City:

Stone Mountain

State:

GA

Zip:

30083

RETENTION CHART

Cancel

☒ Complete

Save

Approved Program Title

Medical Assistant

Program Code

124

Credential

Diploma

Report Date

7/2023

Program Length in Months:

10

Cohort Start Date help

12/2022

Cohort End Date:

6/2023

REPORTING PERIOD

| | | | | | | | | | | | | | | | | |
|----|---|-------|-------|-------|-------|-------|-------|-------|------|------|------|------|------|-----|-------|---|
| 1 | Cohort Start Date (e.g. 01/21) | 12/22 | 01/23 | 02/23 | 03/23 | 04/23 | 05/23 | 06/23 | | | | | | | Total | % |
| 2 | Percentage of Program Completed as of Report Date | 71% | 60% | 50% | 41% | 30% | 20% | 10% | 0% | 0% | 0% | 0% | 0% | | | |
| 3 | Percentage of Program Remaining as of Report Date | 29% | 40% | 50% | 59% | 70% | 80% | 90% | 100% | 100% | 100% | 100% | 100% | | | |
| 4 | Number Started | 1 | 49 | 26 | 32 | 21 | 28 | 21 | | | | | | 178 | | |
| 5 | Transfers to Another Program | 0 | 0 | 0 | 0 | 0 | 0 | 0 | | | | | | 0 | 0% | |
| 6 | Transfers from Another Program | 0 | 0 | 0 | 0 | 0 | 0 | 0 | | | | | | 0 | 0% | |
| 7 | Total Starts (+/- Transfers) | 1 | 49 | 26 | 32 | 21 | 28 | 21 | 0 | 0 | 0 | 0 | 0 | 178 | | |
| 8 | Unavailable for Retention | 0 | 0 | 0 | 0 | 0 | 0 | 0 | | | | | | 0 | 0% | |
| 9 | Students Available For Retention | 1 | 49 | 26 | 32 | 21 | 28 | 21 | 0 | 0 | 0 | 0 | 0 | 178 | 100% | |
| 10 | Withdrawn/Terminated Students | 1 | 19 | 5 | 8 | 5 | 7 | 4 | | | | | | 49 | 28% | |
| 11 | Total Retained Students | 0 | 30 | 21 | 24 | 16 | 21 | 17 | 0 | 0 | 0 | 0 | 0 | 129 | 72% | |
| 12 | Cohort Retention Rate | 0% | 61% | 81% | 75% | 76% | 75% | 81% | 0% | 0% | 0% | 0% | 0% | | 72% | |

| | | | | | |
|----|---------------------------------|-----|-----|-----|-----|
| 13 | Percentage of Program Completed | 15% | 25% | 50% | 75% |
| 14 | Total Students Retained | 112 | 91 | 51 | 0 |
| 15 | Total Students | 157 | 129 | 76 | 0 |
| 16 | Program Retention Rates | 71% | 71% | 67% | 0% |

Cancel

Save

Annual Report:

2023

School Number:

076006

School Name:

United Education Institute

Type:

Branch

Annual Report Status:

Submitted

Address:

971 N. Hairston Rd.

City:

Stone Mountain

State:

GA

Zip:

30083

RETENTION CHART

Cancel

Complete

Save

Approved Program Title

Medical Billing and Insurance Coding

Program Code

128

Credential

Diploma

Report Date

7/2023

Program Length in Months:

10

Cohort Start Date help

12/2022

Cohort End Date:

6/2023

REPORTING PERIOD

| | | | | | | | | | | | | | | | | |
|----|---|-------|-------|-------|-------|-------|-------|-------|------|------|------|------|------|----|-------|---|
| 1 | Cohort Start Date (e.g. 01/21) | 12/22 | 01/23 | 02/23 | 03/23 | 04/23 | 05/23 | 06/23 | | | | | | | Total | % |
| 2 | Percentage of Program Completed as of Report Date | 71% | 60% | 50% | 41% | 30% | 20% | 10% | 0% | 0% | 0% | 0% | 0% | | | |
| 3 | Percentage of Program Remaining as of Report Date | 29% | 40% | 50% | 59% | 70% | 80% | 90% | 100% | 100% | 100% | 100% | 100% | | | |
| 4 | Number Started | 0 | 15 | 13 | 8 | 3 | 6 | 1 | | | | | | 46 | | |
| 5 | Transfers to Another Program | 0 | 0 | 0 | 0 | 0 | 0 | 0 | | | | | | 0 | 0% | |
| 6 | Transfers from Another Program | 0 | 0 | 0 | 0 | 0 | 0 | 0 | | | | | | 0 | 0% | |
| 7 | Total Starts (+/- Transfers) | 0 | 15 | 13 | 8 | 3 | 6 | 1 | 0 | 0 | 0 | 0 | 0 | 46 | | |
| 8 | Unavailable for Retention | 0 | 0 | 0 | 0 | 0 | 0 | 0 | | | | | | 0 | 0% | |
| 9 | Students Available For Retention | 0 | 15 | 13 | 8 | 3 | 6 | 1 | 0 | 0 | 0 | 0 | 0 | 46 | 100% | |
| 10 | Withdrawn/Terminated Students | 0 | 12 | 4 | 2 | 1 | 1 | 0 | | | | | | 20 | 43% | |
| 11 | Total Retained Students | 0 | 3 | 9 | 6 | 2 | 5 | 1 | 0 | 0 | 0 | 0 | 0 | 26 | 57% | |
| 12 | Cohort Retention Rate | 0% | 20% | 69% | 75% | 67% | 83% | 100% | 0% | 0% | 0% | 0% | 0% | | 57% | |

| | | | | | |
|----|---------------------------------|-----|-----|-----|-----|
| 13 | Percentage of Program Completed | 15% | 25% | 50% | 75% |
| 14 | Total Students Retained | 25 | 20 | 12 | 0 |
| 15 | Total Students | 45 | 39 | 28 | 0 |
| 16 | Program Retention Rates | 56% | 51% | 43% | 0% |

| | | |
|-------------------|--|-----------------|
| <div>Cancel</div> | | <div>Save</div> |
|-------------------|--|-----------------|