

Annual Report: **2025** School Number: **072368** School Name: **UEI College** Type: **Branch** Annual Report Status: **Not Submitted**
 Address1: **3737 Rosedale Hwy.** City: **Bakersfield** State: **CA** Zip: **93308-6251**

| | | |
|---------------|----------------------------|-------------------------|
| Cancel | Report Prepared by: | Brian Bursey |
| | Report Completed by: | Brian Bursey |
| | Report Completed by Email: | burseyb@ieccolleges.com |

PART 1 - SCHOOL DEMOGRAPHIC DATA

| | | | | |
|----------------------------------------------------------------|------------------------------------------------------------------------------|-----------------------------------------------------------------|-----------------------------------------------------|----------------|
| School Director | Salutation: | Mr. <input type="button" value="v"/> | Director Email: | hardyg@uei.edu |
| First Name: | George | | Last Name: | Hardy |
| Demographic Location: | Metro Level B - Areas of 250,000 to 999,999 <input type="button" value="v"/> | | Unemployment Rate: <input type="button" value="i"/> | 8.5 % |
| Website Directory Email: <input type="button" value="i"/> | hardyg@uei.edu | | Median Yearly Household Income: | 77397.00 |
| Official Correspondence Name: <input type="button" value="i"/> | Sandra Gracia | Official Correspondence Email: <input type="button" value="i"/> | gracias@uei.edu | |
| Official Correspondence Name: | | Official Correspondence Email: | | |
| Chief Executive Officer Name: <input type="button" value="i"/> | Shoukry Tiab | Chief Executive Officer Email: | tiabs@ieccolleges.com | |

PART 1A - ADDITIONAL CONTACTS

| | | Department Director(s) <input type="button" value="i"/> | |
|----|---------------|---------------------------------------------------------|--|
| | Name | Email Address | |
| 1. | Sandra Gracia | gracias@uei.edu | |
| 2. | Brian Bursey | BurseyB@IECColleges.com | |
| 3. | | | |
| 4. | | | |
| 5. | | | |

| | | ACCSC Volunteer(s) <input type="button" value="i"/> | |
|----|---------------|-----------------------------------------------------|--|
| | Name | Email Address | |
| 1. | Sandra Gracia | gracias@uei.edu | |
| 2. | | | |

PART 2 - OPERATIONS

| | |
|------------------------------------------------------------------------------------------------------------------------------------------------------------------------------------------------------------------------------------------------------------------------------------------------------------------------------------------------------------------------------------------------------------------------------------------------------------------------------------------------------------------------------------------------------------------------------------------------------------------------------------------------------------------------------|-------------------------------------------------------------------------------------------------------------------------------------------------------------------------------------------------------------------------------------------------------------------------------------------------------------------------------------------------|
| How is the school legally established? <input type="button" value="i"/> C Corporation <input type="button" value="v"/> | <input checked="" type="checkbox"/> Check this box if there are legal actions pending against the school <input type="button" value="i"/> If checked, please provide a brief summary: ACCSC Schools: Two former employees, one alleging wage and hour claims an one alleging retaliation and discrimination. Two from former students, on |
| Other accrediting agencies: <input type="button" value="i"/> | |
| Was the school operating under a Warning, Probation or on Reporting as issued by any other regulatory agency (ex. accrediting agency, state) between July 1, 2024 and June 30, 2025? If so, select all that apply <input type="checkbox"/> Warning <input type="checkbox"/> Show Cause Order <input type="checkbox"/> Probation <input type="checkbox"/> Reporting If so, please provide a brief summary about the current status: | |
| Was the school operating under a Warning, Probation or on Reporting or Heightened Monitoring as issued by ACCSC between July 1, 2024 and June 30, 2025? If so, select all that apply: <input type="checkbox"/> Warning <input type="checkbox"/> Show Cause Order <input type="checkbox"/> Probation <input checked="" type="checkbox"/> Reporting <input type="checkbox"/> Heightened Monitoring <input type="checkbox"/> Check this box if any program reviews or audits, not including fiscal year end audit of financial statements, have been conducted by federal, state, or private agencies. If so, please provide a brief summary about the current status: | |

PART 2a - OWNERSHIP

| | | | |
|----------------------------------------------------------------------------------------------------------------------------------------------------------------------------------------------------|---------------------------------------------|--------------------------------------------------------------------------|--------|
| <input checked="" type="checkbox"/> Check this box if a Corporation owns the school | | | |
| Corporation Name: | International Education Corporation | | |
| Corporation Address: | 16485 Laguna Canyon Road #300 | City: | Irvine |
| State: | California <input type="button" value="v"/> | Zip: | 92618 |
| Phone: | 949-272-7200 | Fax: | |
| <input type="checkbox"/> Check this box if another Corporation/individual owns stock of the corporation that owns the school | | <input type="checkbox"/> Check this box if the school is publicly traded | |
| Level 1: Identify the legal entity or individual(s) who directly owns 5% or more of the school. If a corporation is identified above, copy it here. <input type="button" value="i"/> | | | |
| Name: | UEI Fresno/IEC Holdings, | Percentage: | 100 % |
| Name: | | Percentage: | % |
| Name: | | Percentage: | % |

| | | | |
|----------------------------|------------------------------------|----------------------------|------------------------------------|
| Name: <input type="text"/> | Percentage: <input type="text"/> % | Name: <input type="text"/> | Percentage: <input type="text"/> % |
| Name: <input type="text"/> | Percentage: <input type="text"/> % | Name: <input type="text"/> | Percentage: <input type="text"/> % |

If more than one level of ownership exists between the entity that directly owns the school and the ultimate owners, identify each entity and percentage of ownership in the ownership chain, up to and including the par

| Level 2 | | Level 3 | | Level 4 | |
|----------------------------|------------------------------------|-------------------------------|------------------------------------|----------------------------|------------------------------------|
| Name: IEC Corporation | Percentage: 100 % | Name: SP/Palm IEC Holdings LL | Percentage: 55.27 % | Name: Palm IEC, LLC | Percentage: 100 % |
| Name: <input type="text"/> | Percentage: <input type="text"/> % | Name: Management & Board of I | Percentage: 12.07 % | Name: <input type="text"/> | Percentage: <input type="text"/> % |
| Name: <input type="text"/> | Percentage: <input type="text"/> % | Name: Employee Stock Owners | Percentage: 32.66 % | Name: <input type="text"/> | Percentage: <input type="text"/> % |
| Name: <input type="text"/> | Percentage: <input type="text"/> % | Name: <input type="text"/> | Percentage: <input type="text"/> % | Name: <input type="text"/> | Percentage: <input type="text"/> % |
| Name: <input type="text"/> | Percentage: <input type="text"/> % | Name: <input type="text"/> | Percentage: <input type="text"/> % | Name: <input type="text"/> | Percentage: <input type="text"/> % |

Identify the individuals who own 10% or more of the final legal entity (ultimate parent).

| | | | |
|----------------------------|------------------------------------|----------------------------|------------------------------------|
| Name: <input type="text"/> | Percentage: <input type="text"/> % | Name: <input type="text"/> | Percentage: <input type="text"/> % |
| Name: <input type="text"/> | Percentage: <input type="text"/> % | Name: <input type="text"/> | Percentage: <input type="text"/> % |
| Name: <input type="text"/> | Percentage: <input type="text"/> % | Name: <input type="text"/> | Percentage: <input type="text"/> % |
| Name: <input type="text"/> | Percentage: <input type="text"/> % | Name: <input type="text"/> | Percentage: <input type="text"/> % |
| Name: <input type="text"/> | Percentage: <input type="text"/> % | Name: <input type="text"/> | Percentage: <input type="text"/> % |

PART 2b - NON-PROFIT BOARD MEMBERS

If the school is part of/owned by a non-profit organization/corporation, this certifies that an individual/entity group (owner or manager) that has any financial interest in the non-profit organization/corporation does not serve as a board member, have a seat on the Board, or is not a member of the non-profit corporation.

Board Chair

Name:

Board Member Names

Name:

Name:

Name:

Name:

Name:

Name:

Name:

Name:

Name:

Name:

Name:

Name:

Name:

Name:

Name:

Name:

Name:

Name:

Name:

Name:

PART 2c - OPERATIONAL DATA

- Yes No Does the school have approval to offer a degree program?
- Yes No Does the school have ACCSC approval to offer any portion of a program via Distance Education?
- Yes No If yes, does the school offer any programs via 100% Distance Education?
- Yes No Does the school have ACCSC approval to offer any avocational / continuing education courses?
- Yes No Does the school admit Ability-to-Benefit students?
- Yes No Through your standard procedure (not only as part of your renewal), have you or will you have a third party review your employment information?

If yes, what company do you use or plan on using?

| Fiscal Year-End | Individual School Gross Tuition Revenue | Financial Aid Participant: <input checked="" type="radio"/> Yes <input type="radio"/> No | OPEID: <input type="text" value="031133"/> |
|-----------------------|-----------------------------------------|------------------------------------------------------------------------------------------|--------------------------------------------|
| Most Recent: 2024 | 22528091.00 | 3-Year Cohort Default Rate 2022: 0 % | |
| 2nd Most Recent: 2023 | 21274494.00 | 3-Year Cohort Default Rate 2021: 0 % | |
| 3rd Most Recent: 2022 | 19818385.00 | 3-Year Cohort Default Rate 2020: 0 % | |

PART 2d - SUBSTANTIVE CHANGES July 1, 2024 - June 30, 2025

- Yes No Did the school change location?
- Yes No Did the school change its name?
- Yes No Did the school establish a separate facility?
- Yes No Did the school Teach-Out or discontinue any programs?
- Yes No Did the school modify the clock or credit hours for any program?
- Yes No Did the school offer any new programs?
- Yes No Did the school offer a degree program for the first time?
- Yes No Did the school change in ownership/control?
- Yes No If so, did the school submit an application for a change of ownership/control?

PART 3 - CHARACTERISTICS OF STUDENT ENROLLMENT

| | |
|------------------------------------------------------------------------------------------------------------------------------|-------------|
| Student Enrollment - July 1, 2024: | 1001 |
| Additional enrollments: July 1, 2024 - June 30, 2025 | 1483 |
| Total Enrollments: | 2484 |
| Students Graduated: July 1, 2024 - June 30, 2025 | 1193 |
| Students who withdrew or were terminated: July 1, 2024 - June 30, 2025 | 337 |
| Total Enrollment as of June 30, 2025: | 954 |
| If there are zero student enrollments for July 1, 2024 and/or June 30, 2025, please provide a brief explanation: | |
| <input type="text"/> | |
| Percentage of students receiving: | |
| Title IV Financial Assistance: | 97.6 |
| Title IV Pell Grants: | 95.2 |
| Title IV Loans: | 93.7 |
| Non-Title IV Assistance: | 48.5 |
| How many hours did faculty, staff and students devote to Community Service projects and activities organized by the school?: | 150 |
| Total student enrollment in any avocational / continuing education courses: July 1, 2024 - June 30, 2025 | 0 |

Cancel

Annual Report: **2025** School Number: **072368** School Name: **UEI College** Type: **Branch** Annual Report Status: **Not Submitted**
 Address: **3737 Rosedale Hwy.** City: **Bakersfield** State: **CA** Zip: **93308-6251**

GRADUATION AND EMPLOYMENT CHART

You must SAVE the G&E form to calculate totals



| | | |
|---------------------------|----------------------------------------------|-----------------------------------------------------------|
| Cancel | <input checked="" type="checkbox"/> Complete | Save |
| Approved Program Title: | Automotive Technician | |
| Program Code: | 605 | |
| Credential: | Diploma | |
| Report Date: | 7/2025 | Program Length in Months: <input type="text" value="10"/> |
| Beginning Date: | 1/2023 | End Date: 12/2023 |
| CALCULATE | | |

Is this chart for a satellite location? Yes No [?](#)

Is this chart for a program offered 100% via Distance Education? Yes No [?](#)

REPORTING PERIOD

| Class Start Date (eg 01/21): | 01/23 | 02/23 | 03/23 | 04/23 | 05/23 | 06/23 | 07/23 | 08/23 | 09/23 | 10/23 | 11/23 | 12/23 | Total | % |
|-----------------------------------------------|-----------|-----------|-----------|-----------|-----------|-----------|-----------|-----------|-----------|-----------|-----------|----------|------------|------------|
| Number Started: | 51 | 26 | 26 | 25 | 20 | 32 | 23 | 19 | 26 | 19 | 16 | 0 | 283 | |
| Transfers to Another Program/Cohort: | 0 | 0 | 0 | 0 | 0 | 0 | 0 | 0 | 0 | 0 | 0 | 0 | 0 | 0% |
| Transfers from Another Program/Cohort: | 0 | 0 | 0 | 0 | 0 | 0 | 0 | 0 | 0 | 0 | 0 | 0 | 0 | 0% |
| Total Starts (+/- Transfers): | 51 | 26 | 26 | 25 | 20 | 32 | 23 | 19 | 26 | 19 | 16 | 0 | 283 | |
| Unavailable for Graduation: ? | 2 | 1 | 2 | 0 | 0 | 0 | 0 | 0 | 0 | 0 | 0 | 0 | 5 | 2% |
| Students Available For Graduation: | 49 | 25 | 24 | 25 | 20 | 32 | 23 | 19 | 26 | 19 | 16 | 0 | 278 | 98% |
| Withdrawn/Terminated Students: | 14 | 10 | 3 | 10 | 7 | 9 | 5 | 3 | 4 | 6 | 2 | 0 | 73 | 26% |
| Graduates within 150% Program Length: | 35 | 15 | 21 | 15 | 13 | 23 | 18 | 16 | 22 | 13 | 14 | 0 | 205 | 74% |

| GRADUATION RATE | 71% | 60% | 88% | 60% | 65% | 72% | 78% | 84% | 85% | 68% | 88% | 0% | | 74% |
|---------------------------------------------------------------------------------------------------------------------------|------------|------------|------------|------------|------------|------------|------------|------------|------------|------------|------------|-----------|------------|------------|
| Graduates - Further Education:  | 0 | 0 | 0 | 0 | 0 | 0 | 0 | 0 | 0 | 0 | 1 | 0 | 1 | 0% |
| Graduates - Unavailable for Employment:  | 2 | 1 | 0 | 0 | 1 | 0 | 0 | 1 | 1 | 1 | 0 | 0 | 7 | 3% |
| Graduates - Available for Employment: | 33 | 14 | 21 | 15 | 12 | 23 | 18 | 15 | 21 | 12 | 13 | 0 | 197 | 96% |
| Graduates - Employed in Field: | 22 | 8 | 18 | 10 | 9 | 19 | 11 | 11 | 12 | 8 | 9 | 0 | 137 | 67% |
| EMPLOYMENT RATE | 67% | 57% | 86% | 67% | 75% | 83% | 61% | 73% | 57% | 67% | 69% | 0% | | 70% |
| Graduates - Unrelated Occupation: | 0 | 0 | 0 | 0 | 0 | 0 | 0 | 0 | 0 | 0 | 0 | 0 | 0 | 0% |
| Graduates - Unemployed: | 0 | 0 | 0 | 0 | 0 | 0 | 0 | 0 | 0 | 0 | 0 | 0 | 0 | 0% |
| Graduates - Unknown: | 11 | 6 | 3 | 5 | 3 | 4 | 7 | 4 | 9 | 4 | 4 | 0 | 60 | 30% |
| Non-Graduated Students Who Obtained Training Related Employment | 0 | 0 | 0 | 0 | 0 | 0 | 0 | 0 | 0 | 0 | 0 | 0 | 0 | 0% |
| Employment Rate with Non-Graduated Employed Students | 67% | 57% | 86% | 67% | 75% | 83% | 61% | 73% | 57% | 67% | 69% | 0% | | 70% |

LICENSURE / CERTIFICATION EXAMINATION PASS RATES CHART

| Licensure / Certification Name: | | | | | | | | | | | | | | |
|----------------------------------------------------|----------|----------|----------|----------|----------|----------|----------|----------|----------|----------|----------|----------|------------|-------------|
| 1. Class Start Date: | 01/23 | 02/23 | 03/23 | 04/23 | 05/23 | 06/23 | 07/23 | 08/23 | 09/23 | 10/23 | 11/23 | 12/23 | | |
| 2. Number of Graduates: | 35 | 15 | 21 | 15 | 13 | 23 | 18 | 16 | 22 | 13 | 14 | 0 | 205 | |
| 3. # of Graduates Taking Exam: | 0 | 0 | 0 | 0 | 0 | 0 | 0 | 0 | 0 | 0 | 0 | 0 | 0 | |
| 4. # of Graduates Passing Exam: | 0 | 0 | 0 | 0 | 0 | 0 | 0 | 0 | 0 | 0 | 0 | 0 | 0 | |
| 5. Percentage of Grads Passing Exam: | 0 | 0 | 0 | 0 | 0 | 0 | 0 | 0 | 0 | 0 | 0 | 0 | 0 | Avg. |
| Licensure / Certification Examination Agency Rate: | 0 | 0 | 0 | 0 | 0 | 0 | 0 | 0 | 0 | 0 | 0 | 0 | 0 | 0 |
| Cancel | | | | | | | | | | | | | | Save |

Annual Report: **2025** School Number: **072368** School Name: **UEI College** Type: **Branch** Annual Report Status: **Not Submitted**
 Address: **3737 Rosedale Hwy.** City: **Bakersfield** State: **CA** Zip: **93308-6251**



GRADUATION AND EMPLOYMENT CHART
You must SAVE the G&E form to calculate totals

| | | |
|---------------------------|----------------------------------------------|-----------------------------------------------------------|
| Cancel | <input checked="" type="checkbox"/> Complete | Save |
| Approved Program Title: | Business Office Administration | |
| Program Code: | 1000 | |
| Credential: | Diploma | |
| Report Date: | 7/2025 | Program Length in Months: <input type="text" value="10"/> |
| Beginning Date: | 1/2023 | End Date: 12/2023 |
| CALCULATE | | |

Is this chart for a satellite location? Yes No [?](#)
 Is this chart for a program offered 100% via Distance Education? Yes No [?](#)

REPORTING PERIOD

| Class Start Date (eg 01/21): | 01/23 | 02/23 | 03/23 | 04/23 | 05/23 | 06/23 | 07/23 | 08/23 | 09/23 | 10/23 | 11/23 | 12/23 | Total | % |
|-----------------------------------------------|----------|----------|----------|----------|----------|----------|----------|----------|----------|----------|----------|----------|-----------|-------------|
| Number Started: | 8 | 7 | 6 | 3 | 3 | 3 | 2 | 3 | 4 | 1 | 1 | 0 | 41 | |
| Transfers to Another Program/Cohort: | 0 | 0 | 0 | 0 | 0 | 0 | 0 | 0 | 0 | 0 | 0 | 0 | 0 | 0% |
| Transfers from Another Program/Cohort: | 0 | 0 | 0 | 0 | 0 | 0 | 0 | 0 | 0 | 0 | 0 | 0 | 0 | 0% |
| Total Starts (+/- Transfers): | 8 | 7 | 6 | 3 | 3 | 3 | 2 | 3 | 4 | 1 | 1 | 0 | 41 | |
| Unavailable for Graduation: ? | 0 | 0 | 0 | 0 | 0 | 0 | 0 | 0 | 0 | 0 | 0 | 0 | 0 | 0% |
| Students Available For Graduation: | 8 | 7 | 6 | 3 | 3 | 3 | 2 | 3 | 4 | 1 | 1 | 0 | 41 | 100% |
| Withdrawn/Terminated Students: | 3 | 1 | 1 | 1 | 1 | 0 | 1 | 1 | 0 | 0 | 0 | 0 | 9 | 22% |
| Graduates within 150% Program Length: | 5 | 6 | 5 | 2 | 2 | 3 | 1 | 2 | 4 | 1 | 1 | 0 | 32 | 78% |

| | | | | | | | | | | | | | | |
|---------------------------------------------------------------------------------------------------------------------------|-------------|------------|------------|-------------|------------|-------------|------------|-------------|-------------|-------------|-------------|-----------|----|------------|
| GRADUATION RATE | 63% | 86% | 83% | 67% | 67% | 100% | 50% | 67% | 100% | 100% | 100% | 0% | | 78% |
| Graduates - Further Education:  | 0 | 0 | 0 | 0 | 0 | 0 | 1 | 0 | 0 | 0 | 0 | 0 | 1 | 3% |
| Graduates - Unavailable for Employment:  | 0 | 0 | 0 | 0 | 0 | 1 | 0 | 0 | 0 | 0 | 0 | 0 | 1 | 3% |
| Graduates - Available for Employment: | 5 | 6 | 5 | 2 | 2 | 2 | 0 | 2 | 4 | 1 | 1 | 0 | 30 | 94% |
| Graduates - Employed in Field: | 5 | 3 | 4 | 2 | 1 | 1 | 0 | 2 | 3 | 0 | 1 | 0 | 22 | 69% |
| EMPLOYMENT RATE | 100% | 50% | 80% | 100% | 50% | 50% | 0% | 100% | 75% | 0% | 100% | 0% | | 73% |
| Graduates - Unrelated Occupation: | 0 | 0 | 0 | 0 | 0 | 0 | 0 | 0 | 0 | 0 | 0 | 0 | 0 | 0% |
| Graduates - Unemployed: | 0 | 0 | 0 | 0 | 0 | 0 | 0 | 0 | 0 | 0 | 0 | 0 | 0 | 0% |
| Graduates - Unknown: | 0 | 3 | 1 | 0 | 1 | 1 | 0 | 0 | 1 | 1 | 0 | 0 | 8 | 27% |
| Non-Graduated Students Who Obtained Training Related Employment | 0 | 0 | 0 | 0 | 0 | 0 | 0 | 0 | 0 | 0 | 0 | 0 | 0 | 0% |
| Employment Rate with Non-Graduated Employed Students | 100% | 50% | 80% | 100% | 50% | 50% | 0% | 100% | 75% | 0% | 100% | 0% | | 73% |

LICENSURE / CERTIFICATION EXAMINATION PASS RATES CHART

| | | | | | | | | | | | | | | |
|----------------------------------------------------|----------|----------|----------|----------|----------|----------|----------|----------|----------|----------|----------|----------|-----------|---------------|
| Licensure / Certification Name: | | | | | | | | | | | | | | |
| 1. Class Start Date: | 01/23 | 02/23 | 03/23 | 04/23 | 05/23 | 06/23 | 07/23 | 08/23 | 09/23 | 10/23 | 11/23 | 12/23 | | |
| 2. Number of Graduates: | 5 | 6 | 5 | 2 | 2 | 3 | 1 | 2 | 4 | 1 | 1 | 0 | 32 | |
| 3. # of Graduates Taking Exam: | 0 | 0 | 0 | 0 | 0 | 0 | 0 | 0 | 0 | 0 | 0 | 0 | 0 | 0 |
| 4. # of Graduates Passing Exam: | 0 | 0 | 0 | 0 | 0 | 0 | 0 | 0 | 0 | 0 | 0 | 0 | 0 | 0 |
| 5. Percentage of Grads Passing Exam: | 0 | 0 | 0 | 0 | 0 | 0 | 0 | 0 | 0 | 0 | 0 | 0 | 0 | 0 Avg. |
| Licensure / Certification Examination Agency Rate: | 0 | 0 | 0 | 0 | 0 | 0 | 0 | 0 | 0 | 0 | 0 | 0 | 0 | 0 |

| | | | | | | | | | | | | | |
|---------------|--|--|--|--|--|--|--|--|--|--|--|--|-------------|
| Cancel | | | | | | | | | | | | | Save |
|---------------|--|--|--|--|--|--|--|--|--|--|--|--|-------------|

Annual Report: **2025** School Number: **072368** School Name: **UEI College** Type: **Branch** Annual Report Status: **Not Submitted**
 Address: **3737 Rosedale Hwy.** City: **Bakersfield** State: **CA** Zip: **93308-6251**

GRADUATION AND EMPLOYMENT CHART
You must SAVE the G&E form to calculate totals



| | | |
|---------------------------|----------------------------------------------|-----------------------------------------------------------|
| Cancel | <input checked="" type="checkbox"/> Complete | Save |
| Approved Program Title: | Criminal Justice | |
| Program Code: | 1605 | |
| Credential: | Diploma | |
| Report Date: | 7/2025 | Program Length in Months: <input type="text" value="10"/> |
| Beginning Date: | 1/2023 | End Date: 12/2023 |
| CALCULATE | | |

Is this chart for a satellite location? Yes No [?](#)

Is this chart for a program offered 100% via Distance Education? Yes No [?](#)

REPORTING PERIOD

| Class Start Date (eg 01/21): | 01/23 | 02/23 | 03/23 | 04/23 | 05/23 | 06/23 | 07/23 | 08/23 | 09/23 | 10/23 | 11/23 | 12/23 | Total | % |
|-----------------------------------------------|----------|----------|----------|----------|----------|----------|----------|----------|----------|----------|----------|----------|-----------|-------------|
| Number Started: | 8 | 4 | 7 | 5 | 4 | 2 | 3 | 7 | 2 | 3 | 4 | 0 | 49 | |
| Transfers to Another Program/Cohort: | 0 | 0 | 0 | 0 | 0 | 0 | 0 | 0 | 0 | 0 | 0 | 0 | 0 | 0% |
| Transfers from Another Program/Cohort: | 0 | 0 | 0 | 0 | 0 | 0 | 0 | 0 | 0 | 0 | 0 | 0 | 0 | 0% |
| Total Starts (+/- Transfers): | 8 | 4 | 7 | 5 | 4 | 2 | 3 | 7 | 2 | 3 | 4 | 0 | 49 | |
| Unavailable for Graduation: ? | 0 | 0 | 0 | 0 | 0 | 0 | 0 | 0 | 0 | 0 | 0 | 0 | 0 | 0% |
| Students Available For Graduation: | 8 | 4 | 7 | 5 | 4 | 2 | 3 | 7 | 2 | 3 | 4 | 0 | 49 | 100% |
| Withdrawn/Terminated Students: | 0 | 1 | 1 | 1 | 1 | 0 | 0 | 3 | 0 | 1 | 1 | 0 | 9 | 18% |
| Graduates within 150% Program Length: | 8 | 3 | 6 | 4 | 3 | 2 | 3 | 4 | 2 | 2 | 3 | 0 | 40 | 82% |

| GRADUATION RATE | 100% | 75% | 86% | 80% | 75% | 100% | 100% | 57% | 100% | 67% | 75% | 0% | | 82% |
|---------------------------------------------------------------------------------------------------------------------------|-------------|------------|------------|-------------|------------|-------------|-------------|------------|-------------|------------|-------------|-----------|-----------|------------|
| Graduates - Further Education:  | 1 | 0 | 0 | 0 | 0 | 0 | 0 | 0 | 0 | 0 | 0 | 0 | 1 | 3% |
| Graduates - Unavailable for Employment:  | 0 | 1 | 0 | 0 | 0 | 0 | 0 | 0 | 0 | 0 | 1 | 0 | 2 | 5% |
| Graduates - Available for Employment: | 7 | 2 | 6 | 4 | 3 | 2 | 3 | 4 | 2 | 2 | 2 | 0 | 37 | 93% |
| Graduates - Employed in Field: | 6 | 1 | 2 | 4 | 2 | 1 | 3 | 3 | 1 | 1 | 2 | 0 | 26 | 65% |
| EMPLOYMENT RATE | 86% | 50% | 33% | 100% | 67% | 50% | 100% | 75% | 50% | 50% | 100% | 0% | | 70% |
| Graduates - Unrelated Occupation: | 0 | 0 | 0 | 0 | 0 | 0 | 0 | 0 | 0 | 0 | 0 | 0 | 0 | 0% |
| Graduates - Unemployed: | 0 | 0 | 0 | 0 | 0 | 0 | 0 | 0 | 0 | 0 | 0 | 0 | 0 | 0% |
| Graduates - Unknown: | 1 | 1 | 4 | 0 | 1 | 1 | 0 | 1 | 1 | 1 | 0 | 0 | 11 | 30% |
| Non-Graduated Students Who Obtained Training Related Employment | 0 | 0 | 0 | 0 | 0 | 0 | 0 | 0 | 0 | 0 | 0 | 0 | 0 | 0% |
| Employment Rate with Non-Graduated Employed Students | 86% | 50% | 33% | 100% | 67% | 50% | 100% | 75% | 50% | 50% | 100% | 0% | | 70% |

LICENSURE / CERTIFICATION EXAMINATION PASS RATES CHART

| | | | | | | | | | | | | | | |
|----------------------------------------------------|----------|----------|----------|----------|----------|----------|----------|----------|----------|----------|----------|----------|-----------|------|
| Licensure / Certification Name: | | | | | | | | | | | | | | |
| 1. Class Start Date: | 01/23 | 02/23 | 03/23 | 04/23 | 05/23 | 06/23 | 07/23 | 08/23 | 09/23 | 10/23 | 11/23 | 12/23 | | |
| 2. Number of Graduates: | 8 | 3 | 6 | 4 | 3 | 2 | 3 | 4 | 2 | 2 | 3 | 0 | 40 | |
| 3. # of Graduates Taking Exam: | 0 | 0 | 0 | 0 | 0 | 0 | 0 | 0 | 0 | 0 | 0 | 0 | 0 | |
| 4. # of Graduates Passing Exam: | 0 | 0 | 0 | 0 | 0 | 0 | 0 | 0 | 0 | 0 | 0 | 0 | 0 | |
| 5. Percentage of Grads Passing Exam: | 0 | 0 | 0 | 0 | 0 | 0 | 0 | 0 | 0 | 0 | 0 | 0 | 0 | Avg. |
| Licensure / Certification Examination Agency Rate: | 0 | 0 | 0 | 0 | 0 | 0 | 0 | 0 | 0 | 0 | 0 | 0 | 0 | 0 |

| | | | | | | | | | | | | | |
|---------------|--|--|--|--|--|--|--|--|--|--|--|--|-------------|
| Cancel | | | | | | | | | | | | | Save |
|---------------|--|--|--|--|--|--|--|--|--|--|--|--|-------------|

Annual Report: **2025** School Number: **072368** School Name: **UEI College** Type: **Branch** Annual Report Status: **Not Submitted**
 Address: **3737 Rosedale Hwy.** City: **Bakersfield** State: **CA** Zip: **93308-6251**

GRADUATION AND EMPLOYMENT CHART
 You must **SAVE** the G&E form to calculate totals



| | | |
|---------------------------|----------------------------------------------|-----------------------------------------------------------|
| Cancel | <input checked="" type="checkbox"/> Complete | Save |
| Approved Program Title: | Dental Assistant | |
| Program Code: | 106 | |
| Credential: | Diploma | |
| Report Date: | 7/2025 | Program Length in Months: <input type="text" value="10"/> |
| Beginning Date: | 1/2023 | End Date: 12/2023 |
| CALCULATE | | |

Is this chart for a satellite location? Yes No [?](#)

Is this chart for a program offered 100% via Distance Education? Yes No [?](#)

REPORTING PERIOD

| Class Start Date (eg 01/21): | 01/23 | 02/23 | 03/23 | 04/23 | 05/23 | 06/23 | 07/23 | 08/23 | 09/23 | 10/23 | 11/23 | 12/23 | Total | % |
|-----------------------------------------------|-----------|-----------|----------|----------|----------|-----------|-----------|-----------|----------|-----------|----------|----------|------------|-------------|
| Number Started: | 21 | 19 | 9 | 9 | 8 | 14 | 15 | 10 | 5 | 10 | 5 | 0 | 125 | |
| Transfers to Another Program/Cohort: | 0 | 0 | 0 | 0 | 0 | 0 | 0 | 0 | 0 | 0 | 0 | 0 | 0 | 0% |
| Transfers from Another Program/Cohort: | 0 | 0 | 0 | 0 | 0 | 0 | 0 | 0 | 0 | 0 | 0 | 0 | 0 | 0% |
| Total Starts (+/- Transfers): | 21 | 19 | 9 | 9 | 8 | 14 | 15 | 10 | 5 | 10 | 5 | 0 | 125 | |
| Unavailable for Graduation: ? | 0 | 0 | 0 | 0 | 0 | 0 | 0 | 0 | 0 | 0 | 0 | 0 | 0 | 0% |
| Students Available For Graduation: | 21 | 19 | 9 | 9 | 8 | 14 | 15 | 10 | 5 | 10 | 5 | 0 | 125 | 100% |
| Withdrawn/Terminated Students: | 1 | 6 | 3 | 2 | 2 | 4 | 4 | 1 | 3 | 2 | 0 | 0 | 28 | 22% |
| Graduates within 150% Program Length: | 20 | 13 | 6 | 7 | 6 | 10 | 11 | 9 | 2 | 8 | 5 | 0 | 97 | 78% |

| GRADUATION RATE | 95% | 68% | 67% | 78% | 75% | 71% | 73% | 90% | 40% | 80% | 100% | 0% | | 78% |
|---------------------------------------------------------------------------------------------------------------------------|------------|------------|------------|------------|------------|------------|------------|------------|-------------|------------|-------------|-----------|-----------|------------|
| Graduates - Further Education:  | 0 | 1 | 0 | 0 | 0 | 0 | 0 | 0 | 0 | 0 | 0 | 0 | 1 | 1% |
| Graduates - Unavailable for Employment:  | 0 | 0 | 0 | 0 | 0 | 0 | 1 | 0 | 0 | 0 | 0 | 0 | 1 | 1% |
| Graduates - Available for Employment: | 20 | 12 | 6 | 7 | 6 | 10 | 10 | 9 | 2 | 8 | 5 | 0 | 95 | 98% |
| Graduates - Employed in Field: | 13 | 8 | 5 | 5 | 5 | 8 | 9 | 5 | 2 | 7 | 5 | 0 | 72 | 74% |
| EMPLOYMENT RATE | 65% | 67% | 83% | 71% | 83% | 80% | 90% | 56% | 100% | 88% | 100% | 0% | | 76% |
| Graduates - Unrelated Occupation: | 0 | 0 | 0 | 0 | 0 | 0 | 0 | 0 | 0 | 0 | 0 | 0 | 0 | 0% |
| Graduates - Unemployed: | 0 | 0 | 0 | 0 | 0 | 0 | 0 | 0 | 0 | 0 | 0 | 0 | 0 | 0% |
| Graduates - Unknown: | 7 | 4 | 1 | 2 | 1 | 2 | 1 | 4 | 0 | 1 | 0 | 0 | 23 | 24% |
| Non-Graduated Students Who Obtained Training Related Employment | 0 | 0 | 0 | 0 | 0 | 0 | 0 | 0 | 0 | 0 | 0 | 0 | 0 | 0% |
| Employment Rate with Non-Graduated Employed Students | 65% | 67% | 83% | 71% | 83% | 80% | 90% | 56% | 100% | 88% | 100% | 0% | | 76% |

LICENSURE / CERTIFICATION EXAMINATION PASS RATES CHART

| | | | | | | | | | | | | | | |
|----------------------------------------------------|----------|----------|----------|----------|----------|----------|----------|----------|----------|----------|----------|----------|-----------|---------------|
| Licensure / Certification Name: | | | | | | | | | | | | | | |
| 1. Class Start Date: | 01/23 | 02/23 | 03/23 | 04/23 | 05/23 | 06/23 | 07/23 | 08/23 | 09/23 | 10/23 | 11/23 | 12/23 | | |
| 2. Number of Graduates: | 20 | 13 | 6 | 7 | 6 | 10 | 11 | 9 | 2 | 8 | 5 | 0 | 97 | |
| 3. # of Graduates Taking Exam: | 0 | 0 | 0 | 0 | 0 | 0 | 0 | 0 | 0 | 0 | 0 | 0 | 0 | 0 |
| 4. # of Graduates Passing Exam: | 0 | 0 | 0 | 0 | 0 | 0 | 0 | 0 | 0 | 0 | 0 | 0 | 0 | 0 |
| 5. Percentage of Grads Passing Exam: | 0 | 0 | 0 | 0 | 0 | 0 | 0 | 0 | 0 | 0 | 0 | 0 | 0 | 0 Avg. |
| Licensure / Certification Examination Agency Rate: | 0 | 0 | 0 | 0 | 0 | 0 | 0 | 0 | 0 | 0 | 0 | 0 | 0 | 0 |

| | | | | | | | | | | | | | |
|---------------|--|--|--|--|--|--|--|--|--|--|--|--|-------------|
| Cancel | | | | | | | | | | | | | Save |
|---------------|--|--|--|--|--|--|--|--|--|--|--|--|-------------|

Annual Report: **2025** School Number: **072368** School Name: **UEI College** Type: **Branch** Annual Report Status: **Not Submitted**
 Address: **3737 Rosedale Hwy.** City: **Bakersfield** State: **CA** Zip: **93308-6251**

GRADUATION AND EMPLOYMENT CHART

You must SAVE the G&E form to calculate totals



| | | |
|---------------------------|----------------------------------------------|-----------------------------------------------------------|
| Cancel | <input checked="" type="checkbox"/> Complete | Save |
| Approved Program Title: | Electrician Technician | |
| Program Code: | 935 | |
| Credential: | Diploma | |
| Report Date: | 7/2025 | Program Length in Months: <input type="text" value="10"/> |
| Beginning Date: | 1/2023 | End Date: 12/2023 |
| CALCULATE | | |

Is this chart for a satellite location? Yes No [?](#)

Is this chart for a program offered 100% via Distance Education? Yes No [?](#)

REPORTING PERIOD

| Class Start Date (eg 01/21): | 01/23 | 02/23 | 03/23 | 04/23 | 05/23 | 06/23 | 07/23 | 08/23 | 09/23 | 10/23 | 11/23 | 12/23 | Total | % |
|-----------------------------------------------|-----------|-----------|-----------|-----------|-----------|-----------|-----------|-----------|-----------|-----------|-----------|----------|------------|------------|
| Number Started: | 49 | 33 | 33 | 30 | 19 | 34 | 28 | 38 | 24 | 23 | 15 | 5 | 331 | |
| Transfers to Another Program/Cohort: | 0 | 0 | 0 | 0 | 0 | 0 | 0 | 0 | 0 | 0 | 0 | 0 | 0 | 0% |
| Transfers from Another Program/Cohort: | 0 | 0 | 0 | 0 | 0 | 0 | 0 | 0 | 0 | 0 | 0 | 0 | 0 | 0% |
| Total Starts (+/- Transfers): | 49 | 33 | 33 | 30 | 19 | 34 | 28 | 38 | 24 | 23 | 15 | 5 | 331 | |
| Unavailable for Graduation: ? | 0 | 1 | 0 | 1 | 0 | 1 | 0 | 0 | 0 | 0 | 0 | 0 | 3 | 1% |
| Students Available For Graduation: | 49 | 32 | 33 | 29 | 19 | 33 | 28 | 38 | 24 | 23 | 15 | 5 | 328 | 99% |
| Withdrawn/Terminated Students: | 10 | 5 | 8 | 11 | 4 | 5 | 7 | 4 | 5 | 5 | 1 | 1 | 66 | 20% |
| Graduates within 150% Program Length: | 39 | 27 | 25 | 18 | 15 | 28 | 21 | 34 | 19 | 18 | 14 | 4 | 262 | 80% |

| GRADUATION RATE | 80% | 84% | 76% | 62% | 79% | 85% | 75% | 89% | 79% | 78% | 93% | 80% | | 80% |
|---------------------------------------------------------------------------------------------------------------------------|------------|------------|------------|------------|------------|------------|------------|------------|------------|------------|------------|------------|------------|------------|
| Graduates - Further Education:  | 1 | 0 | 0 | 0 | 1 | 0 | 0 | 0 | 0 | 2 | 0 | 0 | 4 | 2% |
| Graduates - Unavailable for Employment:  | 2 | 0 | 1 | 0 | 0 | 1 | 1 | 0 | 0 | 0 | 0 | 0 | 5 | 2% |
| Graduates - Available for Employment: | 36 | 27 | 24 | 18 | 14 | 27 | 20 | 34 | 19 | 16 | 14 | 4 | 253 | 97% |
| Graduates - Employed in Field: | 24 | 13 | 19 | 11 | 12 | 21 | 15 | 28 | 11 | 10 | 10 | 2 | 176 | 67% |
| EMPLOYMENT RATE | 67% | 48% | 79% | 61% | 86% | 78% | 75% | 82% | 58% | 63% | 71% | 50% | | 70% |
| Graduates - Unrelated Occupation: | 0 | 0 | 0 | 0 | 0 | 0 | 0 | 0 | 0 | 0 | 0 | 0 | 0 | 0% |
| Graduates - Unemployed: | 0 | 0 | 0 | 0 | 0 | 0 | 0 | 0 | 0 | 0 | 0 | 0 | 0 | 0% |
| Graduates - Unknown: | 12 | 14 | 5 | 7 | 2 | 6 | 5 | 6 | 8 | 6 | 4 | 2 | 77 | 30% |
| Non-Graduated Students Who Obtained Training Related Employment | 0 | 0 | 0 | 0 | 0 | 0 | 0 | 0 | 0 | 0 | 0 | 0 | 0 | 0% |
| Employment Rate with Non-Graduated Employed Students | 67% | 48% | 79% | 61% | 86% | 78% | 75% | 82% | 58% | 63% | 71% | 50% | | 70% |

LICENSURE / CERTIFICATION EXAMINATION PASS RATES CHART

| Licensure / Certification Name: | | | | | | | | | | | | | | |
|----------------------------------------------------|----------|----------|----------|----------|----------|----------|----------|----------|----------|----------|----------|----------|-------------|------|
| 1. Class Start Date: | 01/23 | 02/23 | 03/23 | 04/23 | 05/23 | 06/23 | 07/23 | 08/23 | 09/23 | 10/23 | 11/23 | 12/23 | | |
| 2. Number of Graduates: | 39 | 27 | 25 | 18 | 15 | 28 | 21 | 34 | 19 | 18 | 14 | 4 | 262 | |
| 3. # of Graduates Taking Exam: | 0 | 0 | 0 | 0 | 0 | 0 | 0 | 0 | 0 | 0 | 0 | 0 | 0 | |
| 4. # of Graduates Passing Exam: | 0 | 0 | 0 | 0 | 0 | 0 | 0 | 0 | 0 | 0 | 0 | 0 | 0 | |
| 5. Percentage of Grads Passing Exam: | 0 | 0 | 0 | 0 | 0 | 0 | 0 | 0 | 0 | 0 | 0 | 0 | 0 | Avg. |
| Licensure / Certification Examination Agency Rate: | 0 | 0 | 0 | 0 | 0 | 0 | 0 | 0 | 0 | 0 | 0 | 0 | 0 | 0 |
| Cancel | | | | | | | | | | | | | Save | |

Annual Report: **2025** School Number: **072368** School Name: **UEI College** Type: **Branch** Annual Report Status: **Not Submitted**
 Address: **3737 Rosedale Hwy.** City: **Bakersfield** State: **CA** Zip: **93308-6251**

GRADUATION AND EMPLOYMENT CHART

You must SAVE the G&E form to calculate totals



| | | |
|---------------------------|----------------------------------------------|-----------------------------------------------------------|
| Cancel | <input checked="" type="checkbox"/> Complete | Save |
| Approved Program Title: | Heating, Ventilation and Air Conditioning | |
| Program Code: | 940 | |
| Credential: | Diploma | |
| Report Date: | 7/2025 | Program Length in Months: <input type="text" value="10"/> |
| Beginning Date: | 1/2023 | End Date: 12/2023 |
| CALCULATE | | |

Is this chart for a satellite location? Yes No [?](#)

Is this chart for a program offered 100% via Distance Education? Yes No [?](#)

REPORTING PERIOD

| Class Start Date (eg 01/21): | 01/23 | 02/23 | 03/23 | 04/23 | 05/23 | 06/23 | 07/23 | 08/23 | 09/23 | 10/23 | 11/23 | 12/23 | Total | % |
|-----------------------------------------------|-----------|----------|-----------|-----------|-----------|-----------|-----------|-----------|-----------|-----------|-----------|----------|------------|-------------|
| Number Started: | 15 | 7 | 13 | 12 | 15 | 14 | 18 | 18 | 19 | 13 | 10 | 0 | 154 | |
| Transfers to Another Program/Cohort: | 0 | 0 | 0 | 0 | 0 | 0 | 0 | 0 | 0 | 0 | 0 | 0 | 0 | 0% |
| Transfers from Another Program/Cohort: | 0 | 0 | 0 | 0 | 0 | 0 | 0 | 0 | 0 | 0 | 0 | 0 | 0 | 0% |
| Total Starts (+/- Transfers): | 15 | 7 | 13 | 12 | 15 | 14 | 18 | 18 | 19 | 13 | 10 | 0 | 154 | |
| Unavailable for Graduation: ? | 0 | 0 | 0 | 0 | 0 | 0 | 0 | 0 | 0 | 0 | 0 | 0 | 0 | 0% |
| Students Available For Graduation: | 15 | 7 | 13 | 12 | 15 | 14 | 18 | 18 | 19 | 13 | 10 | 0 | 154 | 100% |
| Withdrawn/Terminated Students: | 5 | 3 | 0 | 2 | 1 | 5 | 3 | 5 | 5 | 5 | 4 | 0 | 38 | 25% |
| Graduates within 150% Program Length: | 10 | 4 | 13 | 10 | 14 | 9 | 15 | 13 | 14 | 8 | 6 | 0 | 116 | 75% |

| GRADUATION RATE | 67% | 57% | 100% | 83% | 93% | 64% | 83% | 72% | 74% | 62% | 60% | 0% | | 75% |
|---------------------------------------------------------------------------------------------------------------------------|------------|------------|-------------|------------|------------|------------|------------|------------|------------|------------|-------------|-----------|------------|------------|
| Graduates - Further Education:  | 0 | 0 | 0 | 0 | 0 | 1 | 0 | 0 | 1 | 0 | 0 | 0 | 2 | 2% |
| Graduates - Unavailable for Employment:  | 0 | 0 | 0 | 0 | 0 | 0 | 0 | 0 | 0 | 0 | 0 | 0 | 0 | 0% |
| Graduates - Available for Employment: | 10 | 4 | 13 | 10 | 14 | 8 | 15 | 13 | 13 | 8 | 6 | 0 | 114 | 98% |
| Graduates - Employed in Field: | 6 | 1 | 10 | 7 | 9 | 6 | 12 | 9 | 10 | 4 | 6 | 0 | 80 | 69% |
| EMPLOYMENT RATE | 60% | 25% | 77% | 70% | 64% | 75% | 80% | 69% | 77% | 50% | 100% | 0% | | 70% |
| Graduates - Unrelated Occupation: | 0 | 0 | 0 | 0 | 0 | 0 | 0 | 0 | 0 | 0 | 0 | 0 | 0 | 0% |
| Graduates - Unemployed: | 0 | 0 | 0 | 0 | 0 | 0 | 0 | 0 | 0 | 0 | 0 | 0 | 0 | 0% |
| Graduates - Unknown: | 4 | 3 | 3 | 3 | 5 | 2 | 3 | 4 | 3 | 4 | 0 | 0 | 34 | 30% |
| Non-Graduated Students Who Obtained Training Related Employment | 0 | 0 | 0 | 0 | 0 | 0 | 0 | 0 | 0 | 0 | 0 | 0 | 0 | 0% |
| Employment Rate with Non-Graduated Employed Students | 60% | 25% | 77% | 70% | 64% | 75% | 80% | 69% | 77% | 50% | 100% | 0% | | 70% |

LICENSURE / CERTIFICATION EXAMINATION PASS RATES CHART

| | | | | | | | | | | | | | | |
|----------------------------------------------------|----------------|------------|------------|------------|------------|------------|------------|-----------|------------|------------|------------|----------|------------|----------|
| Licensure / Certification Name: | ESCO Institute | | | | | | | | | | | | | |
| 1. Class Start Date: | 01/23 | 02/23 | 03/23 | 04/23 | 05/23 | 06/23 | 07/23 | 08/23 | 09/23 | 10/23 | 11/23 | 12/23 | | |
| 2. Number of Graduates: | 10 | 4 | 13 | 10 | 14 | 9 | 15 | 13 | 14 | 8 | 6 | 0 | 116 | |
| 3. # of Graduates Taking Exam: | 10 | 4 | 13 | 10 | 14 | 9 | 15 | 13 | 14 | 8 | 6 | 0 | 116 | |
| 4. # of Graduates Passing Exam: | 2 | 4 | 13 | 10 | 14 | 9 | 15 | 12 | 14 | 8 | 6 | 0 | 107 | |
| 5. Percentage of Grads Passing Exam: | 20 | 100 | 100 | 100 | 100 | 100 | 100 | 92 | 100 | 100 | 100 | 0 | 92 | Avg. |
| Licensure / Certification Examination Agency Rate: | 0 | 0 | 0 | 0 | 0 | 0 | 0 | 0 | 0 | 0 | 0 | 0 | 0 | 0 |

| | | | | | | | | | | | | | |
|---------------|--|--|--|--|--|--|--|--|--|--|--|--|-------------|
| Cancel | | | | | | | | | | | | | Save |
|---------------|--|--|--|--|--|--|--|--|--|--|--|--|-------------|

Annual Report: **2025** School Number: **072368** School Name: **UEI College** Type: **Branch** Annual Report Status: **Not Submitted**
 Address: **3737 Rosedale Hwy.** City: **Bakersfield** State: **CA** Zip: **93308-6251**

GRADUATION AND EMPLOYMENT CHART

You must SAVE the G&E form to calculate totals



| | | |
|---------------------------|----------------------------------------------|-----------------------------------------------------------|
| Cancel | <input checked="" type="checkbox"/> Complete | Save |
| Approved Program Title: | Medical Assistant | |
| Program Code: | 124 | |
| Credential: | Diploma | |
| Report Date: | 7/2025 | Program Length in Months: <input type="text" value="10"/> |
| Beginning Date: | 1/2023 | End Date: 12/2023 |
| CALCULATE | | |

Is this chart for a satellite location? Yes No [?](#)

Is this chart for a program offered 100% via Distance Education? Yes No [?](#)

REPORTING PERIOD

| Class Start Date (eg 01/21): | 01/23 | 02/23 | 03/23 | 04/23 | 05/23 | 06/23 | 07/23 | 08/23 | 09/23 | 10/23 | 11/23 | 12/23 | Total | % |
|-----------------------------------------------|-----------|-----------|-----------|-----------|-----------|-----------|-----------|-----------|-----------|-----------|-----------|----------|------------|------------|
| Number Started: | 66 | 33 | 28 | 20 | 34 | 29 | 27 | 40 | 28 | 22 | 17 | 4 | 348 | |
| Transfers to Another Program/Cohort: | 0 | 0 | 0 | 0 | 0 | 0 | 0 | 0 | 0 | 0 | 0 | 0 | 0 | 0% |
| Transfers from Another Program/Cohort: | 0 | 0 | 0 | 0 | 0 | 0 | 0 | 0 | 0 | 0 | 0 | 0 | 0 | 0% |
| Total Starts (+/- Transfers): | 66 | 33 | 28 | 20 | 34 | 29 | 27 | 40 | 28 | 22 | 17 | 4 | 348 | |
| Unavailable for Graduation: ? | 2 | 0 | 1 | 0 | 1 | 0 | 0 | 0 | 0 | 0 | 0 | 0 | 4 | 1% |
| Students Available For Graduation: | 64 | 33 | 27 | 20 | 33 | 29 | 27 | 40 | 28 | 22 | 17 | 4 | 344 | 99% |
| Withdrawn/Terminated Students: | 17 | 10 | 7 | 9 | 7 | 4 | 6 | 11 | 4 | 6 | 6 | 0 | 87 | 25% |
| Graduates within 150% Program Length: | 47 | 23 | 20 | 11 | 26 | 25 | 21 | 29 | 24 | 16 | 11 | 4 | 257 | 75% |

| GRADUATION RATE | 73% | 70% | 74% | 55% | 79% | 86% | 78% | 73% | 86% | 73% | 65% | 100% | | 75% |
|---------------------------------------------------------------------------------------------------------------------------|------------|------------|------------|------------|------------|------------|------------|------------|------------|------------|------------|-------------|------------|------------|
| Graduates - Further Education:  | 0 | 1 | 0 | 1 | 0 | 0 | 0 | 0 | 0 | 1 | 0 | 0 | 3 | 1% |
| Graduates - Unavailable for Employment:  | 3 | 2 | 0 | 0 | 1 | 0 | 0 | 0 | 0 | 0 | 1 | 0 | 7 | 3% |
| Graduates - Available for Employment: | 44 | 20 | 20 | 10 | 25 | 25 | 21 | 29 | 24 | 15 | 10 | 4 | 247 | 96% |
| Graduates - Employed in Field: | 33 | 17 | 11 | 5 | 14 | 13 | 13 | 25 | 17 | 13 | 7 | 4 | 172 | 67% |
| EMPLOYMENT RATE | 75% | 85% | 55% | 50% | 56% | 52% | 62% | 86% | 71% | 87% | 70% | 100% | | 70% |
| Graduates - Unrelated Occupation: | 0 | 0 | 0 | 0 | 0 | 0 | 0 | 0 | 0 | 0 | 0 | 0 | 0 | 0% |
| Graduates - Unemployed: | 0 | 0 | 0 | 0 | 0 | 0 | 0 | 0 | 0 | 0 | 0 | 0 | 0 | 0% |
| Graduates - Unknown: | 11 | 3 | 9 | 5 | 11 | 12 | 8 | 4 | 7 | 2 | 3 | 0 | 75 | 30% |
| Non-Graduated Students Who Obtained Training Related Employment | 0 | 0 | 0 | 0 | 0 | 0 | 0 | 0 | 0 | 0 | 0 | 0 | 0 | 0% |
| Employment Rate with Non-Graduated Employed Students | 75% | 85% | 55% | 50% | 56% | 52% | 62% | 86% | 71% | 87% | 70% | 100% | | 70% |

LICENSURE / CERTIFICATION EXAMINATION PASS RATES CHART

| | | | | | | | | | | | | | | |
|----------------------------------------------------|----------|----------|----------|----------|----------|----------|----------|----------|----------|----------|----------|----------|------------|------|
| Licensure / Certification Name: | | | | | | | | | | | | | | |
| 1. Class Start Date: | 01/23 | 02/23 | 03/23 | 04/23 | 05/23 | 06/23 | 07/23 | 08/23 | 09/23 | 10/23 | 11/23 | 12/23 | | |
| 2. Number of Graduates: | 47 | 23 | 20 | 11 | 26 | 25 | 21 | 29 | 24 | 16 | 11 | 4 | 257 | |
| 3. # of Graduates Taking Exam: | 0 | 0 | 0 | 0 | 0 | 0 | 0 | 0 | 0 | 0 | 0 | 0 | 0 | |
| 4. # of Graduates Passing Exam: | 0 | 0 | 0 | 0 | 0 | 0 | 0 | 0 | 0 | 0 | 0 | 0 | 0 | |
| 5. Percentage of Grads Passing Exam: | 0 | 0 | 0 | 0 | 0 | 0 | 0 | 0 | 0 | 0 | 0 | 0 | 0 | Avg. |
| Licensure / Certification Examination Agency Rate: | 0 | 0 | 0 | 0 | 0 | 0 | 0 | 0 | 0 | 0 | 0 | 0 | 0 | 0 |

| | | | | | | | | | | | | | |
|---------------|--|--|--|--|--|--|--|--|--|--|--|--|-------------|
| Cancel | | | | | | | | | | | | | Save |
|---------------|--|--|--|--|--|--|--|--|--|--|--|--|-------------|

Annual Report: **2025** School Number: **072368** School Name: **UEI College** Type: **Branch** Annual Report Status: **Not Submitted**
 Address: **3737 Rosedale Hwy.** City: **Bakersfield** State: **CA** Zip: **93308-6251**

GRADUATION AND EMPLOYMENT CHART

You must SAVE the G&E form to calculate totals



| | | |
|---------------------------------------|----------------------------------------------|-----------------------------------------------------------|
| <input type="button" value="Cancel"/> | <input checked="" type="checkbox"/> Complete | <input type="button" value="Save"/> |
| Approved Program Title: | Medical Billing and Insurance Coding | |
| Program Code: | 130 | |
| Credential: | Diploma | |
| Report Date: | 7/2025 | Program Length in Months: <input type="text" value="10"/> |
| Beginning Date: | 1/2023 | End Date: 12/2023 |

Is this chart for a satellite location? Yes No

Is this chart for a program offered 100% via Distance Education? Yes No

REPORTING PERIOD

| Class Start Date (eg 01/21): | 01/23 | 02/23 | 03/23 | 04/23 | 05/23 | 06/23 | 07/23 | 08/23 | 09/23 | 10/23 | 11/23 | 12/23 | Total | % |
|----------------------------------------------|-----------|-----------|----------|----------|----------|----------|----------|----------|----------|----------|----------|----------|-----------|-------------|
| Number Started: | 11 | 10 | 8 | 3 | 3 | 6 | 5 | 8 | 1 | 5 | 6 | 1 | 67 | |
| Transfers to Another Program/Cohort: | 0 | 0 | 0 | 0 | 0 | 0 | 0 | 0 | 0 | 0 | 0 | 0 | 0 | 0% |
| Transfers from Another Program/Cohort: | 0 | 0 | 0 | 0 | 0 | 0 | 0 | 0 | 0 | 0 | 0 | 0 | 0 | 0% |
| Total Starts (+/- Transfers): | 11 | 10 | 8 | 3 | 3 | 6 | 5 | 8 | 1 | 5 | 6 | 1 | 67 | |
| Unavailable for Graduation: | 0 | 0 | 0 | 0 | 0 | 0 | 0 | 0 | 0 | 0 | 0 | 0 | 0 | 0% |
| Students Available For Graduation: | 11 | 10 | 8 | 3 | 3 | 6 | 5 | 8 | 1 | 5 | 6 | 1 | 67 | 100% |
| Withdrawn/Terminated Students: | 4 | 3 | 2 | 1 | 1 | 2 | 1 | 1 | 0 | 1 | 2 | 1 | 19 | 28% |
| Graduates within 150% Program Length: | 7 | 7 | 6 | 2 | 2 | 4 | 4 | 7 | 1 | 4 | 4 | 0 | 48 | 72% |

| | | | | | | | | | | | | | | |
|---------------------------------------------------------------------------------------------------------------------------|------------|------------|------------|------------|-------------|------------|------------|------------|-------------|------------|------------|-----------|-----------|------------|
| GRADUATION RATE | 64% | 70% | 75% | 67% | 67% | 67% | 80% | 88% | 100% | 80% | 67% | 0% | | 72% |
| Graduates - Further Education:  | 0 | 0 | 0 | 0 | 0 | 0 | 0 | 1 | 0 | 0 | 0 | 0 | 1 | 2% |
| Graduates - Unavailable for Employment:  | 0 | 0 | 0 | 0 | 0 | 1 | 0 | 0 | 0 | 0 | 0 | 0 | 1 | 2% |
| Graduates - Available for Employment: | 7 | 7 | 6 | 2 | 2 | 3 | 4 | 6 | 1 | 4 | 4 | 0 | 46 | 96% |
| Graduates - Employed in Field: | 4 | 5 | 5 | 1 | 2 | 2 | 2 | 4 | 1 | 3 | 3 | 0 | 32 | 67% |
| EMPLOYMENT RATE | 57% | 71% | 83% | 50% | 100% | 67% | 50% | 67% | 100% | 75% | 75% | 0% | | 70% |
| Graduates - Unrelated Occupation: | 0 | 0 | 0 | 0 | 0 | 0 | 0 | 0 | 0 | 0 | 0 | 0 | 0 | 0% |
| Graduates - Unemployed: | 0 | 0 | 0 | 0 | 0 | 0 | 0 | 0 | 0 | 0 | 0 | 0 | 0 | 0% |
| Graduates - Unknown: | 3 | 2 | 1 | 1 | 0 | 1 | 2 | 2 | 0 | 1 | 1 | 0 | 14 | 30% |
| Non-Graduated Students Who Obtained Training Related Employment | 0 | 0 | 0 | 0 | 0 | 0 | 0 | 0 | 0 | 0 | 0 | 0 | 0 | 0% |
| Employment Rate with Non-Graduated Employed Students | 57% | 71% | 83% | 50% | 100% | 67% | 50% | 67% | 100% | 75% | 75% | 0% | | 70% |

LICENSURE / CERTIFICATION EXAMINATION PASS RATES CHART

| | | | | | | | | | | | | | | |
|----------------------------------------------------|----------|----------|----------|----------|----------|----------|----------|----------|----------|----------|----------|----------|-----------|------|
| Licensure / Certification Name: | | | | | | | | | | | | | | |
| 1. Class Start Date: | 01/23 | 02/23 | 03/23 | 04/23 | 05/23 | 06/23 | 07/23 | 08/23 | 09/23 | 10/23 | 11/23 | 12/23 | | |
| 2. Number of Graduates: | 7 | 7 | 6 | 2 | 2 | 4 | 4 | 7 | 1 | 4 | 4 | 0 | 48 | |
| 3. # of Graduates Taking Exam: | 0 | 0 | 0 | 0 | 0 | 0 | 0 | 0 | 0 | 0 | 0 | 0 | 0 | |
| 4. # of Graduates Passing Exam: | 0 | 0 | 0 | 0 | 0 | 0 | 0 | 0 | 0 | 0 | 0 | 0 | 0 | |
| 5. Percentage of Grads Passing Exam: | 0 | 0 | 0 | 0 | 0 | 0 | 0 | 0 | 0 | 0 | 0 | 0 | 0 | Avg. |
| Licensure / Certification Examination Agency Rate: | 0 | 0 | 0 | 0 | 0 | 0 | 0 | 0 | 0 | 0 | 0 | 0 | 0 | 0 |

| | | | | | | | | | | | | | |
|---------------|--|--|--|--|--|--|--|--|--|--|--|--|-------------|
| Cancel | | | | | | | | | | | | | Save |
|---------------|--|--|--|--|--|--|--|--|--|--|--|--|-------------|

Annual Report: **2025** School Number: **072368** School Name: **UEI College** Type: **Branch** Annual Report Status: **Not Submitted**
 Address: **3737 Rosedale Hwy.** City: **Bakersfield** State: **CA** Zip: **93308-6251**



GRADUATION AND EMPLOYMENT CHART
 You must **SAVE** the G&E form to calculate totals

| | | |
|---------------------------|----------------------------------------------|-----------------------------------------------------------|
| Cancel | <input checked="" type="checkbox"/> Complete | Save |
| Approved Program Title: | Pharmacy Technician | |
| Program Code: | 146 | |
| Credential: | Diploma | |
| Report Date: | 7/2025 | Program Length in Months: <input type="text" value="10"/> |
| Beginning Date: | 1/2023 | End Date: 12/2023 |
| CALCULATE | | |

Is this chart for a satellite location? Yes No [?](#)
 Is this chart for a program offered 100% via Distance Education? Yes No [?](#)

REPORTING PERIOD

| Class Start Date (eg 01/21): | 01/23 | 02/23 | 03/23 | 04/23 | 05/23 | 06/23 | 07/23 | 08/23 | 09/23 | 10/23 | 11/23 | 12/23 | Total | % |
|-----------------------------------------------|-----------|----------|----------|-----------|----------|----------|----------|-----------|----------|----------|----------|----------|-----------|-------------|
| Number Started: | 15 | 5 | 6 | 10 | 7 | 6 | 5 | 14 | 6 | 3 | 8 | 0 | 85 | |
| Transfers to Another Program/Cohort: | 0 | 0 | 0 | 0 | 0 | 0 | 0 | 0 | 0 | 0 | 0 | 0 | 0 | 0% |
| Transfers from Another Program/Cohort: | 0 | 0 | 0 | 0 | 0 | 0 | 0 | 0 | 0 | 0 | 0 | 0 | 0 | 0% |
| Total Starts (+/- Transfers): | 15 | 5 | 6 | 10 | 7 | 6 | 5 | 14 | 6 | 3 | 8 | 0 | 85 | |
| Unavailable for Graduation: ? | 0 | 0 | 0 | 0 | 0 | 0 | 0 | 0 | 0 | 0 | 0 | 0 | 0 | 0% |
| Students Available For Graduation: | 15 | 5 | 6 | 10 | 7 | 6 | 5 | 14 | 6 | 3 | 8 | 0 | 85 | 100% |
| Withdrawn/Terminated Students: | 5 | 1 | 1 | 1 | 2 | 1 | 0 | 3 | 2 | 1 | 0 | 0 | 17 | 20% |
| Graduates within 150% Program Length: | 10 | 4 | 5 | 9 | 5 | 5 | 5 | 11 | 4 | 2 | 8 | 0 | 68 | 80% |

| GRADUATION RATE | 67% | 80% | 83% | 90% | 71% | 83% | 100% | 79% | 67% | 67% | 100% | 0% | | 80% |
|---------------------------------------------------------------------------------------------------------------------------|------------|------------|-------------|------------|------------|------------|-------------|------------|-------------|------------|-------------|-----------|----|------------|
| Graduates - Further Education:  | 1 | 0 | 0 | 0 | 0 | 0 | 0 | 1 | 0 | 0 | 0 | 0 | 2 | 3% |
| Graduates - Unavailable for Employment:  | 0 | 0 | 0 | 1 | 0 | 1 | 1 | 3 | 1 | 1 | 2 | 0 | 10 | 15% |
| Graduates - Available for Employment: | 9 | 4 | 5 | 8 | 5 | 4 | 4 | 7 | 3 | 1 | 6 | 0 | 56 | 82% |
| Graduates - Employed in Field: | 6 | 2 | 5 | 3 | 4 | 3 | 3 | 5 | 3 | 0 | 5 | 0 | 39 | 57% |
| EMPLOYMENT RATE | 67% | 50% | 100% | 38% | 80% | 75% | 75% | 71% | 100% | 0% | 83% | 0% | | 70% |
| Graduates - Unrelated Occupation: | 0 | 0 | 0 | 0 | 0 | 0 | 0 | 0 | 0 | 0 | 0 | 0 | 0 | 0% |
| Graduates - Unemployed: | 0 | 0 | 0 | 0 | 0 | 0 | 0 | 0 | 0 | 0 | 0 | 0 | 0 | 0% |
| Graduates - Unknown: | 3 | 2 | 5 | 0 | 1 | 1 | 1 | 2 | 0 | 1 | 1 | 0 | 17 | 30% |
| Non-Graduated Students Who Obtained Training Related Employment | 0 | 0 | 0 | 0 | 0 | 0 | 0 | 0 | 0 | 0 | 0 | 0 | 0 | 0% |
| Employment Rate with Non-Graduated Employed Students | 67% | 50% | 100% | 38% | 80% | 75% | 75% | 71% | 100% | 0% | 83% | 0% | | 70% |

LICENSURE / CERTIFICATION EXAMINATION PASS RATES CHART

| | | | | | | | | | | | | | | | |
|----------------------------------------------------|----------|----------|----------|----------|----------|----------|----------|----------|----------|----------|----------|----------|-----------|---------------|--|
| Licensure / Certification Name: | | | | | | | | | | | | | | | |
| 1. Class Start Date: | 01/23 | 02/23 | 03/23 | 04/23 | 05/23 | 06/23 | 07/23 | 08/23 | 09/23 | 10/23 | 11/23 | 12/23 | | | |
| 2. Number of Graduates: | 10 | 4 | 5 | 9 | 5 | 5 | 5 | 11 | 4 | 2 | 8 | 0 | 68 | | |
| 3. # of Graduates Taking Exam: | 0 | 0 | 0 | 0 | 0 | 0 | 0 | 0 | 0 | 0 | 0 | 0 | 0 | 0 | |
| 4. # of Graduates Passing Exam: | 0 | 0 | 0 | 0 | 0 | 0 | 0 | 0 | 0 | 0 | 0 | 0 | 0 | 0 | |
| 5. Percentage of Grads Passing Exam: | 0 | 0 | 0 | 0 | 0 | 0 | 0 | 0 | 0 | 0 | 0 | 0 | 0 | 0 Avg. | |
| Licensure / Certification Examination Agency Rate: | 0 | 0 | 0 | 0 | 0 | 0 | 0 | 0 | 0 | 0 | 0 | 0 | 0 | 0 | |
| Cancel | | | | | | | | | | | | | | Save | |

Annual Report: **2025** School Number: **072368** School Name: **UEI College** Type: **Branch** Annual Report Status: **Not Submitted**
 Address1: **3737 Rosedale Hwy.** City: **Bakersfield** State: **CA** Zip: **93308-6251**

| | | |
|---------------------------------------------------------------------------------------------------------------------------------|----------------------------------------------|-------------------------------------------------|
| <input type="button" value="Cancel"/> | <input checked="" type="checkbox"/> Complete | <input type="button" value="Save"/> |
| PROGRAM ENROLLMENT SUMMARY | | |
| ACCSC Approved Program Title: | Automotive Technician | |
| Program Code: | 605 | |
| Credential: | Diploma | |
| Date Approved by ACCSC: | 05/09/2014 | |
| Program Approval Type: | Occupational | |
| Program Length in Months: | 9 | |
| Approved Clock Hours: | 720 | Total Tuition: 21500.00 |
| Approved Credit Hours: | 36 | Additional Expenses: 0.00 |
| Credit Hour Type | Semester | Average starting salary for graduates: 39208.00 |
| <input type="checkbox"/> An externship is offered as a part of the program. | | |
| Externship clock hours: | 0 | |
| Externship credit hours | 0 | |
| LICENSURE/CERTIFICATION EXAMINATION ADMINISTERING AGENCY | | |
| Licensure or Certification Examination is required for Employment <input type="radio"/> Yes <input checked="" type="radio"/> No | | |

ENROLLMENT DATA

Is there reportable data on the Graduation & Employment ("G&E") Chart for this program? Yes No
 G & E Chart(s) is required in order to successfully submit the Annual Report.

Do students take any portion of the program via Distance Education Yes No

Number of Students enrolled as of 7/1/24

Number of students enrolled in 100% Distance Education

Number of students enrolled in an on-campus/distance education hybrid

Number of students enrolled in on-campus only (if program not offered 100% online)

Total Students Enrolled as of 7/1/24: 145

Additional Students enrolled between 7/1/24 and 6/30/25:

Number of students enrolled in 100% Distance Education

Number of students enrolled in a on-campus/distance education hybrid

Number of students enrolled in on-campus only (if program not offered 100% online)

Total number of additional student enrollments between 7/1/24 and 6/30/25 259

Total Students 404

Satellite Location Enrollment Yes No

Graduated Between 7/1/24 and 6/30/25

| | | | |
|----------------------------------|------------|--|--|
| i. Employed in field: | 63 | | |
| ii. Employed in unrelated field: | 0 | | |
| iii. Further Ed: 4 year college: | 0 | | |
| iv. Further Ed: 2 year college: | 0 | | |
| v. Further Ed: Trade school: | 0 | | |
| vi. Further Ed: Other Training: | 1 | | |
| vii. Unemployed: | 119 | | |
| viii. Unknown: | 0 | | |
| ix. Incarcerated: | 0 | | |
| x. Military: | 0 | | |
| xi. Death: | 0 | | |
| xii. Medical: | 1 | | |
| xiii. International: | 0 | | |
| Total Graduated: | 184 | | |

Withdrew or Terminated Between 7/1/24 and 6/30/25 

| | | | |
|---------------------------------------------------------|------------|--|--|
| i. Employed in field: | 5 | | |
| ii. Employed in unrelated field: | 0 | | |
| iii. Incarcerated: | 0 | | |
| iv. Military Service: | 0 | | |
| v. Death: | 0 | | |
| vi. Medical: | 0 | | |
| vii. International Student: | 0 | | |
| viii. Financial/Family: | 1 | | |
| ix. Moved from area: | 2 | | |
| x. Personal Reasons: | 1 | | |
| xi. Attendance: | 24 | | |
| xii. Academic: | 0 | | |
| xiii. Transfer within school: | 0 | | |
| xiv. Other: | 16 | | |
| xv. Unknown: | 0 | | |
| Total Withdrew or Terminated: | 49 | | |
| Total Number of Students Enrolled as of 6/30/25: | 171 | | |

For the following questions, please identify the characteristics for students enrolled as of 6/30/25 

| | | | |
|-----------------------------|------------|----------------------------------------------|------------|
| a. No HS Diploma/GED: | 0 | a. Under 25: | 114 |
| b. GED: | 10 | b. 25-34: | 42 |
| c. HS Diploma: | 161 | c. 35-44: | 12 |
| d. Post-Secondary: | 0 | d. 45-Over: | 3 |
| e. Associates: | 0 | Total by Age: | 171 |
| f. Baccalaureate: | 0 | a. White: | 8 |
| g. Post Baccalaureate: | 0 | b. Black or African American: | 5 |
| Total by Credential: | 171 | c. Hispanic/Latino: | 33 |
| a. Male: | 158 | d. Asian: | 1 |
| b. Female: | 13 | e. American Indian or Alaska Native: | 0 |
| c. Not disclosed | 0 | f. Native Hawaiian or Other Pacific Islander | 0 |
| Total by Gender: | 171 | g. Two or more races | 7 |
| | | h. Race and Ethnicity unknown: | 117 |
| | | Total by Ethnicity: | 171 |

Cancel

Save

Annual Report: **2025** School Number: **072368** School Name: **UEI College** Type: **Branch** Annual Report Status: **Not Submitted**
 Address1: **3737 Rosedale Hwy.** City: **Bakersfield** State: **CA** Zip: **93308-6251**

| | | |
|---------------------------------------------------------------------------------------------------------------------------------|----------------------------------------------|-------------------------------------------------|
| <input type="button" value="Cancel"/> | <input checked="" type="checkbox"/> Complete | <input type="button" value="Save"/> |
| PROGRAM ENROLLMENT SUMMARY | | |
| ACCSC Approved Program Title: | Business Office Administration | |
| Program Code: | 1000 | |
| Credential: | Diploma | |
| Date Approved by ACCSC: | 03/07/2012 | |
| Program Approval Type: | Occupational | |
| Program Length in Months: | 9 | |
| Approved Clock Hours: | 810 | Total Tuition: 19900.00 |
| Approved Credit Hours: | 33.5 | Additional Expenses: 0.00 |
| Credit Hour Type | Semester | Average starting salary for graduates: 38480.00 |
| <input checked="" type="checkbox"/> An externship is offered as a part of the program. | | |
| Externship clock hours: | 250 | |
| Externship credit hours | 5.5 | |
| LICENSURE/CERTIFICATION EXAMINATION ADMINISTERING AGENCY | | |
| Licensure or Certification Examination is required for Employment <input type="radio"/> Yes <input checked="" type="radio"/> No | | |

ENROLLMENT DATA

Is there reportable data on the Graduation & Employment ("G&E") Chart for this program? Yes No
 G & E Chart(s) is required in order to successfully submit the Annual Report.

Do students take any portion of the program via Distance Education Yes No

Number of Students enrolled as of 7/1/24

Number of students enrolled in 100% Distance Education

Number of students enrolled in an on-campus/distance education hybrid

Number of students enrolled in on-campus only (if program not offered 100% online)

Total Students Enrolled as of 7/1/24: 24

Additional Students enrolled between 7/1/24 and 6/30/25:

Number of students enrolled in 100% Distance Education

Number of students enrolled in a on-campus/distance education hybrid

Number of students enrolled in on-campus only (if program not offered 100% online)

Total number of additional student enrollments between 7/1/24 and 6/30/25 18

Total Students 42

Satellite Location Enrollment Yes No

Graduated Between 7/1/24 and 6/30/25

| | | | |
|----------------------------------|-----------|--|--|
| i. Employed in field: | 12 | | |
| ii. Employed in unrelated field: | 0 | | |
| iii. Further Ed: 4 year college: | 0 | | |
| iv. Further Ed: 2 year college: | 0 | | |
| v. Further Ed: Trade school: | 0 | | |
| vi. Further Ed: Other Training: | 0 | | |
| vii. Unemployed: | 13 | | |
| viii. Unknown: | 0 | | |
| ix. Incarcerated: | 0 | | |
| x. Military: | 0 | | |
| xi. Death: | 0 | | |
| xii. Medical: | 0 | | |
| xiii. International: | 0 | | |
| Total Graduated: | 25 | | |

Withdrew or Terminated Between 7/1/24 and 6/30/25 

| | | | |
|---------------------------------------------------------|-----------|--|--|
| i. Employed in field: | 0 | | |
| ii. Employed in unrelated field: | 0 | | |
| iii. Incarcerated: | 0 | | |
| iv. Military Service: | 0 | | |
| v. Death: | 0 | | |
| vi. Medical: | 0 | | |
| vii. International Student: | 0 | | |
| viii. Financial/Family: | 0 | | |
| ix. Moved from area: | 0 | | |
| x. Personal Reasons: | 0 | | |
| xi. Attendance: | 2 | | |
| xii. Academic: | 0 | | |
| xiii. Transfer within school: | 0 | | |
| xiv. Other: | 8 | | |
| xv. Unknown: | 0 | | |
| Total Withdrew or Terminated: | 10 | | |
| Total Number of Students Enrolled as of 6/30/25: | 7 | | |

For the following questions, please identify the characteristics for students enrolled as of 6/30/25 

| | | | |
|-----------------------------|----------|----------------------------------------------|----------|
| a. No HS Diploma/GED: | 0 | a. Under 25: | 4 |
| b. GED: | 1 | b. 25-34: | 3 |
| c. HS Diploma: | 6 | c. 35-44: | 0 |
| d. Post-Secondary: | 0 | d. 45-Over: | 0 |
| e. Associates: | 0 | Total by Age: | 7 |
| f. Baccalaureate: | 0 | a. White: | 0 |
| g. Post Baccalaureate: | 0 | b. Black or African American: | 0 |
| Total by Credential: | 7 | c. Hispanic/Latino: | 1 |
| a. Male: | 1 | d. Asian: | 0 |
| b. Female: | 6 | e. American Indian or Alaska Native: | 0 |
| c. Not disclosed | 0 | f. Native Hawaiian or Other Pacific Islander | 0 |
| Total by Gender: | 7 | g. Two or more races | 1 |
| | | h. Race and Ethnicity unknown: | 5 |
| | | Total by Ethnicity: | 7 |

Cancel

Save

Annual Report: **2025** School Number: **072368** School Name: **UEI College** Type: **Branch** Annual Report Status: **Not Submitted**
 Address1: **3737 Rosedale Hwy.** City: **Bakersfield** State: **CA** Zip: **93308-6251**

| | | |
|---------------------------------------------------------------------------------------------------------------------------------|----------------------------------------------|-------------------------------------------------|
| <input type="button" value="Cancel"/> | <input checked="" type="checkbox"/> Complete | <input type="button" value="Save"/> |
| PROGRAM ENROLLMENT SUMMARY | | |
| ACCSC Approved Program Title: | Criminal Justice | |
| Program Code: | 1605 | |
| Credential: | Diploma | |
| Date Approved by ACCSC: | 09/24/2014 | |
| Program Approval Type: | Occupational | |
| Program Length in Months: | 9 | |
| Approved Clock Hours: | 720 | Total Tuition: 19900.00 |
| Approved Credit Hours: | 36 | Additional Expenses: 0.00 |
| Credit Hour Type | Semester | Average starting salary for graduates: 37960.00 |
| <input type="checkbox"/> An externship is offered as a part of the program. | | |
| Externship clock hours: | 0 | |
| Externship credit hours | 0 | |
| LICENSURE/CERTIFICATION EXAMINATION ADMINISTERING AGENCY | | |
| Licensure or Certification Examination is required for Employment <input type="radio"/> Yes <input checked="" type="radio"/> No | | |

ENROLLMENT DATA

Is there reportable data on the Graduation & Employment ("G&E") Chart for this program? Yes No
 G & E Chart(s) is required in order to successfully submit the Annual Report.

Do students take any portion of the program via Distance Education Yes No

Number of Students enrolled as of 7/1/24

Number of students enrolled in 100% Distance Education

Number of students enrolled in an on-campus/distance education hybrid

Number of students enrolled in on-campus only (if program not offered 100% online)

Total Students Enrolled as of 7/1/24: 32

Additional Students enrolled between 7/1/24 and 6/30/25:

Number of students enrolled in 100% Distance Education

Number of students enrolled in a on-campus/distance education hybrid

Number of students enrolled in on-campus only (if program not offered 100% online)

Total number of additional student enrollments between 7/1/24 and 6/30/25 44

Total Students 76

Satellite Location Enrollment Yes No

Graduated Between 7/1/24 and 6/30/25

| | | | |
|----------------------------------|-----------|--|--|
| i. Employed in field: | 14 | | |
| ii. Employed in unrelated field: | 0 | | |
| iii. Further Ed: 4 year college: | 0 | | |
| iv. Further Ed: 2 year college: | 0 | | |
| v. Further Ed: Trade school: | 0 | | |
| vi. Further Ed: Other Training: | 0 | | |
| vii. Unemployed: | 25 | | |
| viii. Unknown: | 0 | | |
| ix. Incarcerated: | 0 | | |
| x. Military: | 0 | | |
| xi. Death: | 0 | | |
| xii. Medical: | 1 | | |
| xiii. International: | 0 | | |
| Total Graduated: | 40 | | |

Withdrew or Terminated Between 7/1/24 and 6/30/25 

| | | | |
|---------------------------------------------------------|-----------|--|--|
| i. Employed in field: | 1 | | |
| ii. Employed in unrelated field: | 0 | | |
| iii. Incarcerated: | 0 | | |
| iv. Military Service: | 0 | | |
| v. Death: | 0 | | |
| vi. Medical: | 0 | | |
| vii. International Student: | 0 | | |
| viii. Financial/Family: | 0 | | |
| ix. Moved from area: | 0 | | |
| x. Personal Reasons: | 1 | | |
| xi. Attendance: | 8 | | |
| xii. Academic: | 0 | | |
| xiii. Transfer within school: | 0 | | |
| xiv. Other: | 8 | | |
| xv. Unknown: | 0 | | |
| Total Withdrew or Terminated: | 18 | | |
| Total Number of Students Enrolled as of 6/30/25: | 18 | | |

For the following questions, please identify the characteristics for students enrolled as of 6/30/25 

| | | | |
|-----------------------------|---------------------------------|----------------------------------------------|---------------------------------|
| a. No HS Diploma/GED: | <input type="text" value="0"/> | a. Under 25: | <input type="text" value="14"/> |
| b. GED: | <input type="text" value="0"/> | b. 25-34: | <input type="text" value="3"/> |
| c. HS Diploma: | <input type="text" value="18"/> | c. 35-44: | <input type="text" value="1"/> |
| d. Post-Secondary: | <input type="text" value="0"/> | d. 45-Over: | <input type="text" value="0"/> |
| e. Associates: | <input type="text" value="0"/> | Total by Age: | 18 |
| f. Baccalaureate: | <input type="text" value="0"/> | a. White: | <input type="text" value="0"/> |
| g. Post Baccalaureate: | <input type="text" value="0"/> | b. Black or African American: | <input type="text" value="0"/> |
| Total by Credential: | 18 | c. Hispanic/Latino: | <input type="text" value="3"/> |
| a. Male: | <input type="text" value="7"/> | d. Asian: | <input type="text" value="0"/> |
| b. Female: | <input type="text" value="11"/> | e. American Indian or Alaska Native: | <input type="text" value="0"/> |
| c. Not disclosed | <input type="text" value="0"/> | f. Native Hawaiian or Other Pacific Islander | <input type="text" value="0"/> |
| Total by Gender: | 18 | g. Two or more races | <input type="text" value="1"/> |
| | | h. Race and Ethnicity unknown: | <input type="text" value="14"/> |
| | | Total by Ethnicity: | 18 |
| Cancel | | | Save |

Annual Report: **2025** School Number: **072368** School Name: **UEI College** Type: **Branch** Annual Report Status: **Not Submitted**
 Address1: **3737 Rosedale Hwy.** City: **Bakersfield** State: **CA** Zip: **93308-6251**

| | | |
|---------------------------------------------------------------------------------------------------------------------------------|----------------------------------------------|-------------------------------------------------|
| <input type="button" value="Cancel"/> | <input checked="" type="checkbox"/> Complete | <input type="button" value="Save"/> |
| PROGRAM ENROLLMENT SUMMARY | | |
| ACCSC Approved Program Title: | Dental Assistant | |
| Program Code: | 106 | |
| Credential: | Diploma | |
| Date Approved by ACCSC: | 03/07/2012 | |
| Program Approval Type: | Occupational | |
| Program Length in Months: | 9 | |
| Approved Clock Hours: | 800 | Total Tuition: 20900.00 |
| Approved Credit Hours: | 35 | Additional Expenses: 0.00 |
| Credit Hour Type | Semester | Average starting salary for graduates: 37250.00 |
| <input checked="" type="checkbox"/> An externship is offered as a part of the program. | | |
| Externship clock hours: | 200 | |
| Externship credit hours | 4 | |
| LICENSURE/CERTIFICATION EXAMINATION ADMINISTERING AGENCY | | |
| Licensure or Certification Examination is required for Employment <input type="radio"/> Yes <input checked="" type="radio"/> No | | |

ENROLLMENT DATA

Is there reportable data on the Graduation & Employment ("G&E") Chart for this program? Yes No
 G & E Chart(s) is required in order to successfully submit the Annual Report.

Do students take any portion of the program via Distance Education Yes No

Number of Students enrolled as of 7/1/24

Number of students enrolled in 100% Distance Education

Number of students enrolled in an on-campus/distance education hybrid

Number of students enrolled in on-campus only (if program not offered 100% online)

Total Students Enrolled as of 7/1/24: 60

Additional Students enrolled between 7/1/24 and 6/30/25:

Number of students enrolled in 100% Distance Education

Number of students enrolled in a on-campus/distance education hybrid

Number of students enrolled in on-campus only (if program not offered 100% online)

Total number of additional student enrollments between 7/1/24 and 6/30/25 107

Total Students 167

Satellite Location Enrollment Yes No

Graduated Between 7/1/24 and 6/30/25

| | | | |
|----------------------------------|-----------|--|--|
| i. Employed in field: | 44 | | |
| ii. Employed in unrelated field: | 0 | | |
| iii. Further Ed: 4 year college: | 0 | | |
| iv. Further Ed: 2 year college: | 0 | | |
| v. Further Ed: Trade school: | 0 | | |
| vi. Further Ed: Other Training: | 0 | | |
| vii. Unemployed: | 26 | | |
| viii. Unknown: | 0 | | |
| ix. Incarcerated: | 0 | | |
| x. Military: | 0 | | |
| xi. Death: | 0 | | |
| xii. Medical: | 3 | | |
| xiii. International: | 0 | | |
| Total Graduated: | 73 | | |

Withdrew or Terminated Between 7/1/24 and 6/30/25 

| | | | |
|---------------------------------------------------------|-----------|--|--|
| i. Employed in field: | 0 | | |
| ii. Employed in unrelated field: | 0 | | |
| iii. Incarcerated: | 0 | | |
| iv. Military Service: | 0 | | |
| v. Death: | 0 | | |
| vi. Medical: | 0 | | |
| vii. International Student: | 0 | | |
| viii. Financial/Family: | 1 | | |
| ix. Moved from area: | 2 | | |
| x. Personal Reasons: | 0 | | |
| xi. Attendance: | 12 | | |
| xii. Academic: | 0 | | |
| xiii. Transfer within school: | 0 | | |
| xiv. Other: | 12 | | |
| xv. Unknown: | 0 | | |
| Total Withdrew or Terminated: | 27 | | |
| Total Number of Students Enrolled as of 6/30/25: | 67 | | |

For the following questions, please identify the characteristics for students enrolled as of 6/30/25 

| | | | |
|-----------------------------|-----------|----------------------------------------------|-----------|
| a. No HS Diploma/GED: | 0 | a. Under 25: | 53 |
| b. GED: | 0 | b. 25-34: | 13 |
| c. HS Diploma: | 67 | c. 35-44: | 0 |
| d. Post-Secondary: | 0 | d. 45-Over: | 1 |
| e. Associates: | 0 | Total by Age: | 67 |
| f. Baccalaureate: | 0 | a. White: | 4 |
| g. Post Baccalaureate: | 0 | b. Black or African American: | 4 |
| Total by Credential: | 67 | c. Hispanic/Latino: | 12 |
| a. Male: | 0 | d. Asian: | 2 |
| b. Female: | 67 | e. American Indian or Alaska Native: | 0 |
| c. Not disclosed | 0 | f. Native Hawaiian or Other Pacific Islander | 0 |
| Total by Gender: | 67 | g. Two or more races | 5 |
| | | h. Race and Ethnicity unknown: | 40 |
| | | Total by Ethnicity: | 67 |

Cancel

Save

Annual Report: **2025** School Number: **072368** School Name: **UEI College** Type: **Branch** Annual Report Status: **Not Submitted**
 Address1: **3737 Rosedale Hwy.** City: **Bakersfield** State: **CA** Zip: **93308-6251**

| | | |
|---------------------------------------------------------------------------------------------------------------------------------|----------------------------------------------|-------------------------------------------------|
| <input type="button" value="Cancel"/> | <input checked="" type="checkbox"/> Complete | <input type="button" value="Save"/> |
| PROGRAM ENROLLMENT SUMMARY | | |
| ACCSC Approved Program Title: | Electrician Technician | |
| Program Code: | 935 | |
| Credential: | Diploma | |
| Date Approved by ACCSC: | 10/01/2020 | |
| Program Approval Type: | Occupational | |
| Program Length in Months: | 10 | |
| Approved Clock Hours: | 720 | Total Tuition: 21500.00 |
| Approved Credit Hours: | 36 | Additional Expenses: 0.00 |
| Credit Hour Type | Semester | Average starting salary for graduates: 45656.00 |
| <input type="checkbox"/> An externship is offered as a part of the program. | | |
| Externship clock hours: | 0 | |
| Externship credit hours | 0 | |
| LICENSURE/CERTIFICATION EXAMINATION ADMINISTERING AGENCY | | |
| Licensure or Certification Examination is required for Employment <input type="radio"/> Yes <input checked="" type="radio"/> No | | |

ENROLLMENT DATA

Is there reportable data on the Graduation & Employment ("G&E") Chart for this program? Yes No
 G & E Chart(s) is required in order to successfully submit the Annual Report.

Do students take any portion of the program via Distance Education Yes No

Number of Students enrolled as of 7/1/24

Number of students enrolled in 100% Distance Education

Number of students enrolled in an on-campus/distance education hybrid

Number of students enrolled in on-campus only (if program not offered 100% online)

Total Students Enrolled as of 7/1/24: 220

Additional Students enrolled between 7/1/24 and 6/30/25:

Number of students enrolled in 100% Distance Education

Number of students enrolled in a on-campus/distance education hybrid

Number of students enrolled in on-campus only (if program not offered 100% online)

Total number of additional student enrollments between 7/1/24 and 6/30/25 370

Total Students 590

Satellite Location Enrollment Yes No

Graduated Between 7/1/24 and 6/30/25

| | | | |
|----------------------------------|------------|--|--|
| i. Employed in field: | 75 | | |
| ii. Employed in unrelated field: | 0 | | |
| iii. Further Ed: 4 year college: | 0 | | |
| iv. Further Ed: 2 year college: | 0 | | |
| v. Further Ed: Trade school: | 0 | | |
| vi. Further Ed: Other Training: | 3 | | |
| vii. Unemployed: | 201 | | |
| viii. Unknown: | 0 | | |
| ix. Incarcerated: | 0 | | |
| x. Military: | 0 | | |
| xi. Death: | 0 | | |
| xii. Medical: | 0 | | |
| xiii. International: | 0 | | |
| Total Graduated: | 279 | | |

Withdrew or Terminated Between 7/1/24 and 6/30/25 

| | | | |
|---------------------------------------------------------|------------|--|--|
| i. Employed in field: | 3 | | |
| ii. Employed in unrelated field: | 0 | | |
| iii. Incarcerated: | 0 | | |
| iv. Military Service: | 0 | | |
| v. Death: | 0 | | |
| vi. Medical: | 0 | | |
| vii. International Student: | 0 | | |
| viii. Financial/Family: | 2 | | |
| ix. Moved from area: | 2 | | |
| x. Personal Reasons: | 2 | | |
| xi. Attendance: | 40 | | |
| xii. Academic: | 0 | | |
| xiii. Transfer within school: | 0 | | |
| xiv. Other: | 22 | | |
| xv. Unknown: | 0 | | |
| Total Withdrew or Terminated: | 71 | | |
| Total Number of Students Enrolled as of 6/30/25: | 240 | | |

For the following questions, please identify the characteristics for students enrolled as of 6/30/25 

| | | | |
|-----------------------------|------------|----------------------------------------------|------------|
| a. No HS Diploma/GED: | 0 | a. Under 25: | 144 |
| b. GED: | 10 | b. 25-34: | 76 |
| c. HS Diploma: | 230 | c. 35-44: | 18 |
| d. Post-Secondary: | 0 | d. 45-Over: | 2 |
| e. Associates: | 0 | Total by Age: | 240 |
| f. Baccalaureate: | 0 | a. White: | 8 |
| g. Post Baccalaureate: | 0 | b. Black or African American: | 7 |
| Total by Credential: | 240 | c. Hispanic/Latino: | 64 |
| a. Male: | 225 | d. Asian: | 3 |
| b. Female: | 13 | e. American Indian or Alaska Native: | 3 |
| c. Not disclosed | 2 | f. Native Hawaiian or Other Pacific Islander | 0 |
| Total by Gender: | 240 | g. Two or more races | 3 |
| | | h. Race and Ethnicity unknown: | 152 |
| | | Total by Ethnicity: | 240 |

Cancel

Save

Annual Report: **2025** School Number: **072368** School Name: **UEI College** Type: **Branch** Annual Report Status: **Not Submitted**
 Address: **3737 Rosedale Hwy.** City: **Bakersfield** State: **CA** Zip: **93308-6251**

| | | |
|---------------------------------------|----------------------------------------------|-------------------------------------|
| <input type="button" value="Cancel"/> | <input checked="" type="checkbox"/> Complete | <input type="button" value="Save"/> |
|---------------------------------------|----------------------------------------------|-------------------------------------|

PROGRAM ENROLLMENT SUMMARY

| | | | |
|-----------------------------------------------------------------------------|--------------|-------------------------------------------|----------|
| ACCSC Approved Program Title: | | Heating, Ventilation and Air Conditioning | |
| Program Code: | 940 | | |
| Credential: | Diploma | | |
| Date Approved by ACCSC: | 11/14/2016 | | |
| Program Approval Type: | Occupational | | |
| Program Length in Months: | 9 | | |
| Approved Clock Hours: | 720 | Total Tuition: | 21500.00 |
| Approved Credit Hours: | 36 | Additional Expenses: | 0.00 |
| Credit Hour Type | Semester | Average starting salary for graduates: | 39260.00 |
| <input type="checkbox"/> An externship is offered as a part of the program. | | | |
| Externship clock hours: | 0 | | |
| Externship credit hours | 0 | | |

LICENSURE/CERTIFICATION EXAMINATION ADMINISTERING AGENCY

Licensure or Certification Examination is required for Employment Yes No

| | | | |
|-----------------------------------------------------------------|-----------------------|----------|---------------|
| Name: | ESCO Institute | | |
| Address: | P.O. Box 521 | | |
| City: | Mount Prospect | State: | Illinois |
| Phone: | (847) 253-2220 | Website: | ESCOGROUP.org |
| Licensure/Certification Examination Administering Agency Email: | marlena@escogroup.org | | |

ENROLLMENT DATA

Is there reportable data on the Graduation & Employment ("G&E") Chart for this program? Yes No
 G & E Chart(s) is required in order to successfully submit the Annual Report.

Do students take any portion of the program via Distance Education Yes No

Number of Students enrolled as of 7/1/24

Number of students enrolled in 100% Distance Education

Number of students enrolled in an on-campus/distance education hybrid

Number of students enrolled in on-campus only (if program not offered 100% online)

Total Students Enrolled as of 7/1/24: 175

Additional Students enrolled between 7/1/24 and 6/30/25:

Number of students enrolled in 100% Distance Education

Number of students enrolled in a on-campus/distance education hybrid

Number of students enrolled in on-campus only (if program not offered 100% online)

Total number of additional student enrollments between 7/1/24 and 6/30/25 266

Total Students 441

Satellite Location Enrollment Yes No

Graduated Between 7/1/24 and 6/30/25

| | | | |
|----------------------------------|-----------------------------------------|--|--|
| i. Employed in field: | <input type="text" value="46"/> | | |
| ii. Employed in unrelated field: | <input type="text" value="0"/> | | |
| iii. Further Ed: 4 year college: | <input type="text" value="0"/> | | |
| iv. Further Ed: 2 year college: | <input type="text" value="0"/> | | |
| v. Further Ed: Trade school: | <input type="text" value="0"/> | | |
| vi. Further Ed: Other Training: | <input type="text" value="1"/> | | |
| vii. Unemployed: | <input type="text" value="160"/> | | |
| viii. Unknown: | <input type="text" value="0"/> | | |
| ix. Incarcerated: | <input type="text" value="0"/> | | |
| x. Military: | <input type="text" value="0"/> | | |
| xi. Death: | <input type="text" value="1"/> | | |
| xii. Medical: | <input type="text" value="0"/> | | |
| xiii. International: | <input type="text" value="0"/> | | |
| Total Graduated: | <input type="text" value="208"/> | | |

Withdrawn or Terminated Between 7/1/24 and 6/30/25 

| | | | |
|---------------------------------------------------------|------------|--|--|
| i. Employed in field: | 1 | | |
| ii. Employed in unrelated field: | 0 | | |
| iii. Incarcerated: | 0 | | |
| iv. Military Service: | 0 | | |
| v. Death: | 0 | | |
| vi. Medical: | 0 | | |
| vii. International Student: | 0 | | |
| viii. Financial/Family: | 1 | | |
| ix. Moved from area: | 3 | | |
| x. Personal Reasons: | 0 | | |
| xi. Attendance: | 30 | | |
| xii. Academic: | 0 | | |
| xiii. Transfer within school: | 0 | | |
| xiv. Other: | 13 | | |
| xv. Unknown: | 0 | | |
| Total Withdrew or Terminated: | 48 | | |
| Total Number of Students Enrolled as of 6/30/25: | 185 | | |

For the following questions, please identify the characteristics for students enrolled as of 6/30/25 

| | | | |
|---------------------------------------|----------------------------------|----------------------------------------------|-------------------------------------|
| a. No HS Diploma/GED: | <input type="text" value="0"/> | a. Under 25: | <input type="text" value="111"/> |
| b. GED: | <input type="text" value="6"/> | b. 25-34: | <input type="text" value="55"/> |
| c. HS Diploma: | <input type="text" value="179"/> | c. 35-44: | <input type="text" value="16"/> |
| d. Post-Secondary: | <input type="text" value="0"/> | d. 45-Over: | <input type="text" value="3"/> |
| e. Associates: | <input type="text" value="0"/> | Total by Age: | 185 |
| f. Baccalaureate: | <input type="text" value="0"/> | a. White: | <input type="text" value="5"/> |
| g. Post Baccalaureate: | <input type="text" value="0"/> | b. Black or African American: | <input type="text" value="3"/> |
| Total by Credential: | 185 | c. Hispanic/Latino: | <input type="text" value="35"/> |
| a. Male: | <input type="text" value="179"/> | d. Asian: | <input type="text" value="0"/> |
| b. Female: | <input type="text" value="5"/> | e. American Indian or Alaska Native: | <input type="text" value="0"/> |
| c. Not disclosed | <input type="text" value="1"/> | f. Native Hawaiian or Other Pacific Islander | <input type="text" value="0"/> |
| Total by Gender: | 185 | g. Two or more races | <input type="text" value="9"/> |
| | | h. Race and Ethnicity unknown: | <input type="text" value="133"/> |
| | | Total by Ethnicity: | 185 |
| <input type="button" value="Cancel"/> | | | <input type="button" value="Save"/> |

Annual Report: **2025** School Number: **072368** School Name: **UEI College** Type: **Branch** Annual Report Status: **Not Submitted**
 Address1: **3737 Rosedale Hwy.** City: **Bakersfield** State: **CA** Zip: **93308-6251**

| | | |
|---------------------------------------------------------------------------------------------------------------------------------|----------------------------------------------|-------------------------------------------------|
| <input type="button" value="Cancel"/> | <input checked="" type="checkbox"/> Complete | <input type="button" value="Save"/> |
| PROGRAM ENROLLMENT SUMMARY | | |
| ACCSC Approved Program Title: | Medical Assistant | |
| Program Code: | 124 | |
| Credential: | Diploma | |
| Date Approved by ACCSC: | 03/07/2012 | |
| Program Approval Type: | Occupational | |
| Program Length in Months: | 9 | |
| Approved Clock Hours: | 810 | Total Tuition: 20900.00 |
| Approved Credit Hours: | 33.5 | Additional Expenses: 0.00 |
| Credit Hour Type | Semester | Average starting salary for graduates: 38389.00 |
| <input checked="" type="checkbox"/> An externship is offered as a part of the program. | | |
| Externship clock hours: | 250 | |
| Externship credit hours | 5.5 | |
| LICENSURE/CERTIFICATION EXAMINATION ADMINISTERING AGENCY | | |
| Licensure or Certification Examination is required for Employment <input type="radio"/> Yes <input checked="" type="radio"/> No | | |

ENROLLMENT DATA

Is there reportable data on the Graduation & Employment ("G&E") Chart for this program? Yes No
 G & E Chart(s) is required in order to successfully submit the Annual Report.

Do students take any portion of the program via Distance Education Yes No

Number of Students enrolled as of 7/1/24

Number of students enrolled in 100% Distance Education

Number of students enrolled in an on-campus/distance education hybrid

Number of students enrolled in on-campus only (if program not offered 100% online)

Total Students Enrolled as of 7/1/24: 234

Additional Students enrolled between 7/1/24 and 6/30/25:

Number of students enrolled in 100% Distance Education

Number of students enrolled in a on-campus/distance education hybrid

Number of students enrolled in on-campus only (if program not offered 100% online)

Total number of additional student enrollments between 7/1/24 and 6/30/25 330

Total Students 564

Satellite Location Enrollment Yes No

Graduated Between 7/1/24 and 6/30/25

| | | | |
|----------------------------------|------------|--|--|
| i. Employed in field: | 141 | | |
| ii. Employed in unrelated field: | 0 | | |
| iii. Further Ed: 4 year college: | 0 | | |
| iv. Further Ed: 2 year college: | 0 | | |
| v. Further Ed: Trade school: | 0 | | |
| vi. Further Ed: Other Training: | 1 | | |
| vii. Unemployed: | 127 | | |
| viii. Unknown: | 0 | | |
| ix. Incarcerated: | 0 | | |
| x. Military: | 0 | | |
| xi. Death: | 1 | | |
| xii. Medical: | 12 | | |
| xiii. International: | 0 | | |
| Total Graduated: | 282 | | |

Withdrew or Terminated Between 7/1/24 and 6/30/25 

| | | | |
|---------------------------------------------------------|------------|--|--|
| i. Employed in field: | 3 | | |
| ii. Employed in unrelated field: | 0 | | |
| iii. Incarcerated: | 0 | | |
| iv. Military Service: | 0 | | |
| v. Death: | 0 | | |
| vi. Medical: | 0 | | |
| vii. International Student: | 0 | | |
| viii. Financial/Family: | 4 | | |
| ix. Moved from area: | 6 | | |
| x. Personal Reasons: | 0 | | |
| xi. Attendance: | 29 | | |
| xii. Academic: | 0 | | |
| xiii. Transfer within school: | 0 | | |
| xiv. Other: | 36 | | |
| xv. Unknown: | 0 | | |
| Total Withdrew or Terminated: | 78 | | |
| Total Number of Students Enrolled as of 6/30/25: | 204 | | |

For the following questions, please identify the characteristics for students enrolled as of 6/30/25 

| | | | |
|-----------------------------|------------|----------------------------------------------|------------|
| a. No HS Diploma/GED: | 0 | a. Under 25: | 147 |
| b. GED: | 7 | b. 25-34: | 34 |
| c. HS Diploma: | 197 | c. 35-44: | 14 |
| d. Post-Secondary: | 0 | d. 45-Over: | 9 |
| e. Associates: | 0 | Total by Age: | 204 |
| f. Baccalaureate: | 0 | a. White: | 4 |
| g. Post Baccalaureate: | 0 | b. Black or African American: | 6 |
| Total by Credential: | 204 | c. Hispanic/Latino: | 34 |
| a. Male: | 18 | d. Asian: | 2 |
| b. Female: | 184 | e. American Indian or Alaska Native: | 1 |
| c. Not disclosed | 2 | f. Native Hawaiian or Other Pacific Islander | 0 |
| Total by Gender: | 204 | g. Two or more races | 14 |
| | | h. Race and Ethnicity unknown: | 143 |
| | | Total by Ethnicity: | 204 |

Cancel

Save

Annual Report: **2025**

School Number: **072368**

School Name: **UEI College**

Type: **Branch**

Annual Report Status: **Not Submitted**




3737

Address1: **Rosedale Hwy.**

City: **Bakersfield**

State: **CA**

Zip: **93308-6251**

| | | | | |
|---------------------------------------------------------------------------------------------------------------------------------|-------------------------------------------------------------------------------------|----------------------------------------------|----------------------------------------------------------------------------------------------|--|
| <input type="button" value="Cancel"/> | | <input checked="" type="checkbox"/> Complete | <input type="button" value="Save"/> | |
| PROGRAM ENROLLMENT SUMMARY | | | | |
| ACCSC Approved Program Title: | Medical Billing and Insurance Coding | | | |
| Program Code: | 130 | | | |
| Credential: | Diploma | | | |
| Date Approved by ACCSC: | 03/07/2012 | | | |
| Program Approval Type: | Occupational | | | |
| Program Length in Months: | 9  | | | |
| Approved Clock Hours: | 810 | Total Tuition: | 19900.00  | |
| Approved Credit Hours: | 33.5 | Additional Expenses: | 0.00 | |
| Credit Hour Type | Semester | Average starting salary for graduates: | 35100.00  | |
| <input checked="" type="checkbox"/> An externship is offered as a part of the program. | | | | |
| Externship clock hours: | 250 | | | |
| Externship credit hours | 5.5 | | | |
| LICENSURE/CERTIFICATION EXAMINATION ADMINISTERING AGENCY | | | | |
| Licensure or Certification Examination is required for Employment <input type="radio"/> Yes <input checked="" type="radio"/> No | | | | |

ENROLLMENT DATA

Is there reportable data on the Graduation & Employment ("G&E") Chart for this program? Yes No
 G & E Chart(s) is required in order to successfully submit the Annual Report.

Do students take any portion of the program via Distance Education Yes No

Number of Students enrolled as of 7/1/24

Number of students enrolled in 100% Distance Education

Number of students enrolled in an on-campus/distance education hybrid

Number of students enrolled in on-campus only (if program not offered 100% online)

Total Students Enrolled as of 7/1/24: 63

Additional Students enrolled between 7/1/24 and 6/30/25:

Number of students enrolled in 100% Distance Education

Number of students enrolled in a on-campus/distance education hybrid

Number of students enrolled in on-campus only (if program not offered 100% online)

Total number of additional student enrollments between 7/1/24 and 6/30/25 89

Total Students 152

Satellite Location Enrollment Yes No

Graduated Between 7/1/24 and 6/30/25

| | | | |
|----------------------------------|-----------|--|--|
| i. Employed in field: | 26 | | |
| ii. Employed in unrelated field: | 0 | | |
| iii. Further Ed: 4 year college: | 0 | | |
| iv. Further Ed: 2 year college: | 0 | | |
| v. Further Ed: Trade school: | 0 | | |
| vi. Further Ed: Other Training: | 1 | | |
| vii. Unemployed: | 28 | | |
| viii. Unknown: | 0 | | |
| ix. Incarcerated: | 0 | | |
| x. Military: | 0 | | |
| xi. Death: | 0 | | |
| xii. Medical: | 2 | | |
| xiii. International: | 0 | | |
| Total Graduated: | 57 | | |

Withdrew or Terminated Between 7/1/24 and 6/30/25 

| | | | |
|---------------------------------------------------------|-----------|--|--|
| i. Employed in field: | 0 | | |
| ii. Employed in unrelated field: | 0 | | |
| iii. Incarcerated: | 0 | | |
| iv. Military Service: | 0 | | |
| v. Death: | 0 | | |
| vi. Medical: | 0 | | |
| vii. International Student: | 0 | | |
| viii. Financial/Family: | 1 | | |
| ix. Moved from area: | 2 | | |
| x. Personal Reasons: | 1 | | |
| xi. Attendance: | 13 | | |
| xii. Academic: | 0 | | |
| xiii. Transfer within school: | 0 | | |
| xiv. Other: | 16 | | |
| xv. Unknown: | 0 | | |
| Total Withdrew or Terminated: | 33 | | |
| Total Number of Students Enrolled as of 6/30/25: | 62 | | |

For the following questions, please identify the characteristics for students enrolled as of 6/30/25 

| | | | |
|---------------------------------------|---------------------------------|----------------------------------------------|-------------------------------------|
| a. No HS Diploma/GED: | <input type="text" value="0"/> | a. Under 25: | <input type="text" value="22"/> |
| b. GED: | <input type="text" value="7"/> | b. 25-34: | <input type="text" value="25"/> |
| c. HS Diploma: | <input type="text" value="55"/> | c. 35-44: | <input type="text" value="8"/> |
| d. Post-Secondary: | <input type="text" value="0"/> | d. 45-Over: | <input type="text" value="7"/> |
| e. Associates: | <input type="text" value="0"/> | Total by Age: | 62 |
| f. Baccalaureate: | <input type="text" value="0"/> | a. White: | <input type="text" value="5"/> |
| g. Post Baccalaureate: | <input type="text" value="0"/> | b. Black or African American: | <input type="text" value="2"/> |
| Total by Credential: | 62 | c. Hispanic/Latino: | <input type="text" value="11"/> |
| a. Male: | <input type="text" value="7"/> | d. Asian: | <input type="text" value="0"/> |
| b. Female: | <input type="text" value="54"/> | e. American Indian or Alaska Native: | <input type="text" value="0"/> |
| c. Not disclosed | <input type="text" value="1"/> | f. Native Hawaiian or Other Pacific Islander | <input type="text" value="0"/> |
| Total by Gender: | 62 | g. Two or more races | <input type="text" value="1"/> |
| | | h. Race and Ethnicity unknown: | <input type="text" value="43"/> |
| | | Total by Ethnicity: | 62 |
| <input type="button" value="Cancel"/> | | | <input type="button" value="Save"/> |

Annual Report: **2025**

School Number: **072368**

School Name: **UEI College**

Type: **Branch**

Annual Report Status: **Not Submitted**

3737

Address1: **Rosedale Hwy.**

City: **Bakersfield**

State: **CA**

Zip: **93308-6251**

| | | | | |
|---------------------------------------------------------------------------------------------------------------------------------|---------------------|----------------------------------------------|-------------------------------------|--|
| <input type="button" value="Cancel"/> | | <input checked="" type="checkbox"/> Complete | <input type="button" value="Save"/> | |
| PROGRAM ENROLLMENT SUMMARY | | | | |
| ACCSC Approved Program Title: | Pharmacy Technician | | | |
| Program Code: | 146 | | | |
| Credential: | Diploma | | | |
| Date Approved by ACCSC: | 03/07/2012 | | | |
| Program Approval Type: | Occupational | | | |
| Program Length in Months: | 9 | | | |
| Approved Clock Hours: | 760 | Total Tuition: | 19900.00 | |
| Approved Credit Hours: | 34.5 | Additional Expenses: | 0.00 | |
| Credit Hour Type | Semester | Average starting salary for graduates: | 37960.00 | |
| <input checked="" type="checkbox"/> An externship is offered as a part of the program. | | | | |
| Externship clock hours: | 160 | | | |
| Externship credit hours | 2.5 | | | |
| LICENSURE/CERTIFICATION EXAMINATION ADMINISTERING AGENCY | | | | |
| Licensure or Certification Examination is required for Employment <input type="radio"/> Yes <input checked="" type="radio"/> No | | | | |

ENROLLMENT DATA

Is there reportable data on the Graduation & Employment ("G&E") Chart for this program? Yes No
 G & E Chart(s) is required in order to successfully submit the Annual Report.

Do students take any portion of the program via Distance Education Yes No

Number of Students enrolled as of 7/1/24

Number of students enrolled in 100% Distance Education

Number of students enrolled in an on-campus/distance education hybrid

Number of students enrolled in on-campus only (if program not offered 100% online)

Total Students Enrolled as of 7/1/24: 48

Additional Students enrolled between 7/1/24 and 6/30/25:

Number of students enrolled in 100% Distance Education

Number of students enrolled in a on-campus/distance education hybrid

Number of students enrolled in on-campus only (if program not offered 100% online)

Total number of additional student enrollments between 7/1/24 and 6/30/25 0

Total Students 48

Satellite Location Enrollment Yes No

Graduated Between 7/1/24 and 6/30/25

| | | | |
|----------------------------------|---------------------------------|--|--|
| i. Employed in field: | <input type="text" value="20"/> | | |
| ii. Employed in unrelated field: | <input type="text" value="0"/> | | |
| iii. Further Ed: 4 year college: | <input type="text" value="0"/> | | |
| iv. Further Ed: 2 year college: | <input type="text" value="0"/> | | |
| v. Further Ed: Trade school: | <input type="text" value="0"/> | | |
| vi. Further Ed: Other Training: | <input type="text" value="0"/> | | |
| vii. Unemployed: | <input type="text" value="18"/> | | |
| viii. Unknown: | <input type="text" value="0"/> | | |
| ix. Incarcerated: | <input type="text" value="0"/> | | |
| x. Military: | <input type="text" value="0"/> | | |
| xi. Death: | <input type="text" value="0"/> | | |
| xii. Medical: | <input type="text" value="7"/> | | |
| xiii. International: | <input type="text" value="0"/> | | |
| Total Graduated: | 45 | | |

Withdrew or Terminated Between 7/1/24 and 6/30/25 

| | | | |
|---------------------------------------------------------|----------|--|--|
| i. Employed in field: | 0 | | |
| ii. Employed in unrelated field: | 0 | | |
| iii. Incarcerated: | 0 | | |
| iv. Military Service: | 0 | | |
| v. Death: | 0 | | |
| vi. Medical: | 0 | | |
| vii. International Student: | 0 | | |
| viii. Financial/Family: | 0 | | |
| ix. Moved from area: | 0 | | |
| x. Personal Reasons: | 0 | | |
| xi. Attendance: | 0 | | |
| xii. Academic: | 0 | | |
| xiii. Transfer within school: | 0 | | |
| xiv. Other: | 3 | | |
| xv. Unknown: | 0 | | |
| Total Withdrew or Terminated: | 3 | | |
| Total Number of Students Enrolled as of 6/30/25: | 0 | | |

For the following questions, please identify the characteristics for students enrolled as of 6/30/25 

| | | | |
|-----------------------------|--------------------------------|----------------------------------------------|--------------------------------|
| a. No HS Diploma/GED: | <input type="text" value="0"/> | a. Under 25: | <input type="text" value="0"/> |
| b. GED: | <input type="text" value="0"/> | b. 25-34: | <input type="text" value="0"/> |
| c. HS Diploma: | <input type="text" value="0"/> | c. 35-44: | <input type="text" value="0"/> |
| d. Post-Secondary: | <input type="text" value="0"/> | d. 45-Over: | <input type="text" value="0"/> |
| e. Associates: | <input type="text" value="0"/> | Total by Age: | 0 |
| f. Baccalaureate: | <input type="text" value="0"/> | a. White: | <input type="text" value="0"/> |
| g. Post Baccalaureate: | <input type="text" value="0"/> | b. Black or African American: | <input type="text" value="0"/> |
| Total by Credential: | 0 | c. Hispanic/Latino: | <input type="text" value="0"/> |
| a. Male: | <input type="text" value="0"/> | d. Asian: | <input type="text" value="0"/> |
| b. Female: | <input type="text" value="0"/> | e. American Indian or Alaska Native: | <input type="text" value="0"/> |
| c. Not disclosed | <input type="text" value="0"/> | f. Native Hawaiian or Other Pacific Islander | <input type="text" value="0"/> |
| Total by Gender: | 0 | g. Two or more races | <input type="text" value="0"/> |
| | | h. Race and Ethnicity unknown: | <input type="text" value="0"/> |
| | | Total by Ethnicity: | 0 |
| Cancel | | | Save |